JANUS HENDERSON CAPITAL FUNDS PLC - JANUS HENDERSON GLOBAL INVESTMENT GRADE BOND FUND

A2 USD ISIN IE00B41CXQ90

Investment objective

The Fund aims to provide a return, from a combination of income and capital growth over the long term. The Fund invests at least 80% of its assets in a global portfolio of investment grade bonds, issued by companies and issuers.

Performance (%)

	Cumulative				Annualised			
Returns	**1 Month**	**3 Month**	**YTD**	**1 Year**	**3 Year**	**5 Year**	**10 Year**	**Since inception**
A2 USD (Net) with sales charge	-3.57	-5.77	-6.52	-6.52	4.00	-1.35	1.27	1.57
Index	1.65	-0.22	-0.25	0.07	6.37	0.77	2.51	2.75
Sector	1.30	-0.75	-1.02	-0.74	5.82	0.28	2.22	2.86
A2 USD (Net)	1.50	-0.81	-1.60	-1.60	5.80	-0.34	1.79	1.89

Cumulative growth - USD

31 Oct 2016 — 31 Oct 2026

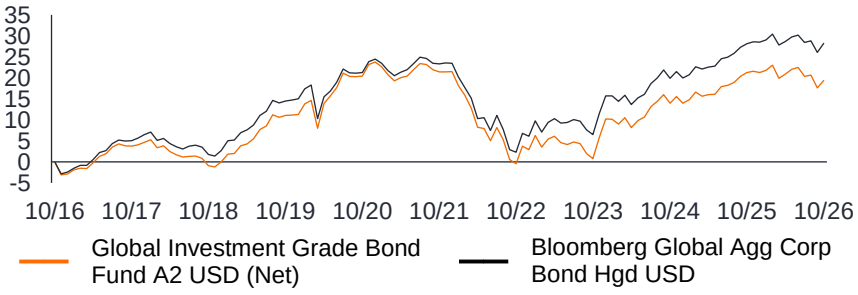

Calendar year	**YTD at Q3 2026**	**2025**	**2024**	**2023**	**2022**	**2021**
A2 USD (Net)	-3.06	6.44	3.37	7.13	-15.28	-1.86
Index	-1.87	7.08	3.69	9.10	-14.11	-0.79
Sector	-2.29	6.64	3.61	7.67	-13.86	-0.96

Performance is net of fees, with gross income reinvested. Performance figures of less than 1 year are not annualised. Source: at 31/10/26. © 2026 Morningstar, Inc. All rights reserved. The information contained herein: (1) is proprietary to Morningstar and/or its content providers; (2) may not be copied or distributed; and (3) is not warranted to be accurate, complete, or timely. Neither Morningstar nor its content providers are responsible for any damages or losses arising from any use of this information. **Past performance does not predict future returns. The value of an investment and the income from it can fall as well as rise and you may not get back the amount originally invested.** For sales charge information, refer to Additional information on page 3.

Fund details

Inception date	29 October 2010
Total net assets	$70.21m
Asset class	Fixed Income
Domicile	Ireland
Structure	Irish Investment Company
Base currency	USD
Index	Bloomberg Global Aggregate Corporate Bond Hedged USD Index
Morningstar sector	Global Corporate Bond - USD Hedged
SFDR category	Article 8

In accordance with the Sustainable Finance Disclosure Regulation, the Fund is classified as Article 8 and promotes, among other characteristics, environmental and/or social characteristics, and invests in companies with good governance practices.

Share class information

Inception date	29 October 2010
NAV (USD)	13.50
Distribution type	Accumulation
Currency	USD
Minimum initial investment	2,500

Portfolio management

James Briggs, ACA, CFA	Manager since 2018
Michael Keough	Manager since 2018
Brad Smith	Manager since 2021
Tim Winstone, CFA	Manager since 2021

Characteristics

Number of holdings: Debt issues	169
Weighted average maturity (years)	7.82
Duration (years)	6.95
Yield to worst (%)	6.54

Risk statistics (3 years)	Fund	Index
Tracking error	0.71	—

Industry allocation (%)

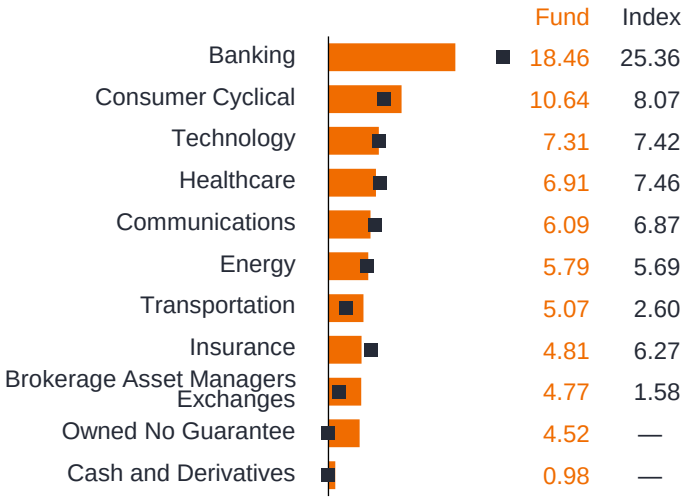

Credit quality of fixed income holdings (%)	Fund	Index
Aaa	0.50	0.55
Aa	3.51	9.22
A	28.85	45.60
Baa	54.03	43.77
Ba	5.22	0.05
B	5.03	—
NR	1.88	0.81

Bond credit quality ratings provided by Janus Henderson Investors are based on the existing JHI house-derived rating, which uses ratings from Moody's, Standard & Poor's and Fitch. Where no ratings are available from these three agencies, Kroll and DBRS are used. Where both Kroll and DBRS ratings are available, an average of the two is used. Where only one rating is available, that rating is used. Ratings are measured on a scale that ranges from Aaa (highest) to B, with any lower ratings grouped into 'Below B' (lowest).

Maturity of fixed income holdings (%)	Fund	Index
0-3 years	4.48	22.13
3-5 years	15.20	21.48
5-7 years	19.63	14.63
7-10 years	40.78	16.23
10-15 years	10.10	6.85
15+ years	8.83	18.67

Top holdings (%)	Fund
American Airlines 2026-1 Class B Pass Through Trust 5.75% 2035	1.61
JPMorgan Chase 4.81% 2036	1.59
Tallgrass Energy Partners 6.75% 2034	1.42
Marex UK 5.68% 2031	1.36
International Business Machines 3.45% 2034	1.35
ROBLOX 3.875% 2030	1.31
Charles Schwab 4.914% 2036	1.30
Gaci First Investment 3.375% 2032	1.27
Morgan Stanley 4.892% 2036	1.27
Lagardere 5.25% 2032	1.24
Total	**13.71**

References made to individual securities do not constitute a recommendation to buy, sell or hold any security, investment strategy or market sector, and should not be assumed to be profitable. Janus Henderson Investors, its affiliated advisor, or its employees, may have a position in the securities mentioned.

Top countries/regions (%)

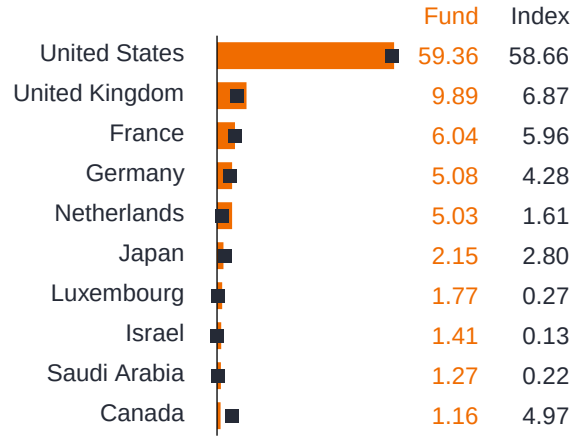

Codes

ISIN	IE00B41CXQ90
Bloomberg	JGIGAUA
Cusip	G5011C490
SEDOL	B41CXQ9

Fees & charges (%)

Maximum initial sales charge	5.00
Annual management charge (AMC)	0.55
Total expense ratio (TER)	1.20

Fund charges will impact the value of your investment. In particular, the ongoing charges applicable to each fund will dilute investment performance, particularly over time. For further explanation of charges please visit our Fund Charges page at www.janushenderson.com. Under some circumstances initial charges may apply. Please refer to the Prospectus for more details.

Additional fund information

Tax assumptions and reliefs depend upon an investor's particular circumstances and may be subject to change. On 31st July 2024, The Fund's investment policy changed. Please note: due to rounding the figures in the holdings breakdowns may not add up to 100%. This is an Irish Investment Company regulated by the Central Bank of Ireland. Information relating to other currencies and fee structure can be found in the fund prospectus. Note that any differences among portfolio securities currencies, share class currencies and costs to be paid or represented in currencies other than your home currency will expose you to currency risk. Costs and returns may increase or decrease as a result of currency and exchange rate fluctuations. To obtain our prospectus and any additional information please visit our website on: www.janushenderson.com. A short-term trading fee may be applied upon exiting the fund as per the prospectus. Investment into the fund will acquire units/shares of the fund itself and not the underlying assets owned by the fund. Cash balances and exposures are based on settled and unsettled trades as at the reporting date. Performance with sales charge assume 5.0% initial sales charge/front-end load (FEL) applied. All ongoing charges stated are as per latest published report and accounts. Where the ongoing charges exceed the target outperformance relative to the benchmark the return is likely to be below the benchmark return, even when the Fund's outperformance target (before the deduction of charges) has been achieved. For funds which charge performance fees, investors should note that the total expense ratio includes the performance fees crystallised for the preceding performance period.

Fund specific risks

An issuer of a bond (or money market instrument) may become unable or unwilling to pay interest or repay capital. If this happens or the market perceives this may happen, the value of the bond will fall. When interest rates rise (or fall), the prices of different securities will be affected differently. In particular, bond values generally fall when interest rates rise (or are expected to rise). This risk is typically greater the longer the maturity of a bond investment. CoCos can fall sharply in value if the financial strength of an issuer weakens and a predetermined trigger event causes the bonds to be converted into shares/units of the issuer or to be partly or wholly written off. If the Fund holds assets in currencies other than the base currency of the Fund, or you invest in a share/unit class of a different currency to the Fund (unless hedged, i.e. seeks to mitigate exchange rate movements between the share/unit class currency and the base currency of the Fund), the value of your investment may be impacted by changes in exchange rates. Derivatives may be used to help achieve the investment objective. This can result in leverage (higher levels of debt), which can magnify an investment outcome. Gains or losses may therefore be greater than the cost of the derivative. Derivatives also introduce other risks, in particular, that a derivative counterparty may not meet its contractual obligations. When the Fund, or a share/unit class, seeks to mitigate exchange rate movements of a currency relative to the base currency (hedge), the hedging strategy itself may positively or negatively impact the value of the Fund due to differences in short-term interest rates between the currencies. Securities could become hard to value or to sell at a desired time and price, especially in extreme market conditions when asset prices may be falling, increasing the risk of investment losses. Some or all of the ongoing charges and other costs of the Fund may be taken from capital, which may erode capital or reduce potential for capital growth. Losses could be incurred if a counterparty became unwilling or unable to meet its obligations, or as a result of failure or delay in operational processes or the failure of a third party provider. The sustainability approach applied may exclude potential investments which do not meet certain criteria (e.g. non-financial criteria such as ESG screens). This may cause differences in performance compared to similar products that are permitted to invest in those investments.

Source for fund ratings/awards

Where available, overall Morningstar Rating™ is shown for share classes achieving a rating of 4 or 5 stars.

Glossary

Discount
When the market price of a security is thought to be less than its underlying value, it is said to be 'trading at a discount'. Within investment trusts, this is the amount by which the price per share of an investment trust is lower than the value of its underlying net asset value. The opposite of trading at a premium.

Duration
Duration can measure how long it takes (in years) for an investor to be repaid a bond's price by the bond's total cash flows. Duration can also measure the sensitivity of a bond's or fixed-income portfolio's price to changes in interest rates. The longer a bond's duration, the higher its sensitivity to changes in interest rates, and vice versa. 'Going short duration' refers to reducing the average duration of a portfolio, while 'going long duration' refers to extending a portfolio's average duration.

Future
A contract between two parties to buy or sell a tradable asset, such as shares, bonds, commodities or currencies, at a specified future date at a price agreed today. A future is a form of derivative.

High yield bond
A bond which has a lower credit rating below an investment grade bond. It is sometimes known as a sub-investment grade bond. These bonds usually carry a higher risk of the issuer defaulting on their payments, so they are typically issued with a higher coupon to compensate for the additional risk.

Option
A derivative instrument where one party pays/receives the total return of the underlying asset or market index, in exchange for payments typically linked to LIBOR.

Tracking error
This measures how far a portfolio's actual performance differs from its benchmark index. The lower the number, the more closely it resembles the index.

WAM (Weighted Average Maturity)
The average time remaining until the maturity of assets in a portfolio.

Yield to worst
The lowest yield a bond with a special feature (such as a call option) can achieve provided the issuer does not default. When used to describe a portfolio, this statistic represents the weighted average across all the underlying bonds held.

FOR MORE INFORMATION PLEASE VISIT **JANUSHENDERSON.COM**

Janus Henderson
INVESTORS

Issued in Singapore by Janus Henderson Investors (Singapore) Limited, licensed and regulated by the Monetary Authority of Singapore, Company Registration No. 199700782N. **This advertisement has not been reviewed by the Monetary Authority of Singapore.** The content herein is produced for information purposes only and does not constitute investment advice or as an offer to sell, buy or a recommendation for any security. Janus Henderson Investors is not responsible for any unlawful distribution of this document to any third parties, in whole or in part, and do not make any warranties with regards to the results obtained from its use. In preparing this document, Janus Henderson Investors has reasonable belief to rely upon the accuracy and completeness of all information available from public sources. **Past performance does not predict future returns. Investing involves risk, including the possible loss of principal and fluctuation of value.** The Fund may employ investment techniques and instruments for investment purposes, such as trading in futures, options and swaps and other financial derivative instruments. This document has been prepared by Janus Henderson Investors (Singapore) Limited, the Singapore Representative of the Fund. The Fund is distributed by authorised distributors. The prospectus and Product Highlights Sheet ("PHS") of the Fund are available and may be obtained from the Singapore Representative's office and the authorized distributors' offices. Investors should read the prospectus and PHS before deciding whether to invest in the shares of the Fund. Investors are warned that they should only make their investments based on the most recent offering documents which contains information about fees, expenses and risks, which is available from appointed intermediaries, and which should be read carefully. An investment in the Fund may not be suitable for all investors and is not available to all investors in all jurisdictions; it is not available to US persons. The rate of return may vary and the principal value of an investment will fluctuate due to market and foreign exchange movements. Shares, if redeemed, may be worth more or less than their original cost. Investors are advised to consult your intermediary who will give you advice on the product suitability and help you determine how your investment would be consistent with your own investment objectives. The investment decisions are yours and an investment in the Fund may not be suitable for everyone. If in doubt, please contact your intermediary for clarification. Portfolio holdings are subject to change without notice. © 2026 Morningstar. All Rights Reserved. CFA® and Chartered Financial Analyst® are trademarks owned by CFA Institute. Janus Henderson® and any other trademarks used herein are trademarks of Janus Henderson Group Ltd. or one of its subsidiaries. © Janus Henderson Group Ltd.