GLOBAL LIFE SCIENCES FUND

H2 HEUR ISIN IE00BFRSYK98

Investment objective

The Fund aims to provide capital growth over the long term. Performance target: To outperform the MSCI World Health Care Index by at least 2% per annum, before the deduction of charges, over any 5 year period.

For the fund's investment policy, refer to the Additional fund information on page 3.
Past performance does not predict future returns.

Performance (%)

	Cumulative				Annualised		
Returns	**1 Month**	**3 Month**	**YTD**	**1 Year**	**3 Year**	**5 Year**	**10 Year**
H2 HEUR (Net)	6.70	5.92	12.87	22.76	17.06	6.26	10.38
Index	11.79	15.33	21.63	28.22	11.96	7.18	10.47
H2 HEUR (Gross)	—	—	—	—	—	7.18	11.37
Target	—	—	—	—	—	9.32	12.68

Cumulative growth – EUR

31 Oct 2016 — 31 Oct 2026

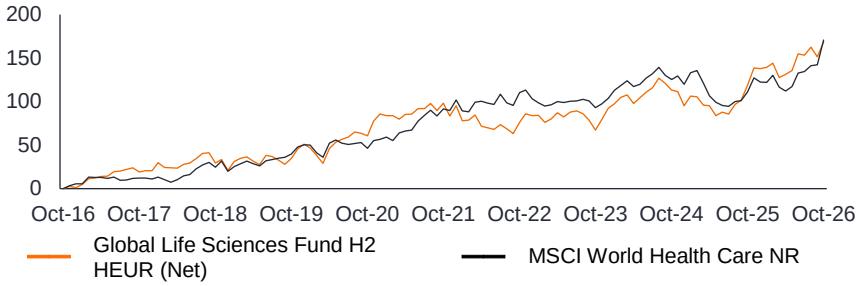

Calendar year	**YTD at Q3 2026**	**2025**	**2024**	**2023**	**2022**	**2021**	**2020**	**2019**	**2018**	**2017**	**2016**
H2 HEUR (Net)	5.78	21.86	1.42	4.58	-5.83	5.22	22.97	24.82	0.25	19.39	-13.97
Index	8.80	1.24	7.88	0.25	0.78	28.90	4.14	25.52	7.69	5.23	-4.03

Performance is on a net of fees basis, with gross income reinvested. Source: at 31/10/26. © 2026 Morningstar, Inc. All rights reserved. The information contained herein: (1) is proprietary to Morningstar and/or its content providers; (2) may not be copied or distributed; and (3) is not warranted to be accurate, complete, or timely. Neither Morningstar nor its content providers are responsible for any damages or losses arising from any use of this information. **Past performance does not predict future returns.** Performance/performance target related data will display only where relevant to the share class inception date and annualised target time period. **The value of an investment and the income from it can fall as well as rise and you may not get back the amount originally invested.** Source for target returns (where applicable) - Janus Henderson Investors. The share class currency is different to the base currency of the Fund and its chosen benchmark. Past performance for this share class includes currency hedging which is not reflected in the performance of the benchmark. Please note index returns are net of tax.

Fund details

Inception date	31 March 2000
Total net assets	6.10bn
Asset class	Equities
Domicile	Ireland
Structure	Irish Investment Company
Base currency	USD
Index	MSCI World Health Care Index
Morningstar sector	Sector Equity Healthcare
SFDR category	Article 8

In accordance with the Sustainable Finance Disclosure Regulation, the Fund is classified as Article 8 and promotes, among other characteristics, environmental and/or social characteristics, and invests in companies with good governance practices.

Share class information

Inception date	31 October 2013
Distribution type	Accumulation
Currency	EUR
Minimum initial investment	2,500

Portfolio management

Andy Acker, CFA	Manager since 2007
Daniel Lyons, Ph.D., CFA	Manager since 2023

Lower Risk 1 2 3 **4** 5 6 7 Higher Risk

Rating as at previous month end. For more information, refer to page 3.

Characteristics

Number of holdings: Equity issues	93
Annual turnover (1yr trailing)	29.86%
Weighted average market cap	296.69bn
Price-to-book ratio	5.29
Price-to-earnings ratio	20.32

Risk statistics (3 years)

	Fund	Index
Beta	0.90	—
Standard deviation	15.51	14.02
Sharpe ratio	0.89	0.63
Tracking error	9.07	—

Top holdings (%)

	Fund
Eli Lilly	9.85
Johnson & Johnson	7.43
AbbVie	5.12
UnitedHealth Group	4.41
AstraZeneca	4.03
Thermo Fisher Scientific	2.93
Roche	2.93
Novartis	2.85
Merck	2.28
Argenx	2.21
Total	**44.04**

References made to individual securities do not constitute a recommendation to buy, sell or hold any security, investment strategy or market sector, and should not be assumed to be profitable. Janus Henderson Investors, its affiliated advisor, or its employees, may have a position in the securities mentioned.

Market capitalisation of equity holdings (%)

	Fund	Index
Over $500B	22.40	25.33
$100B to $500B	37.72	45.03
$50B to $100B	7.73	14.20
$25B to $50B	7.55	11.37
$10B to $25B	5.86	3.87
$5B to $10B	11.08	0.20
$1B to $5B	5.76	—
$250M to $1B	0.77	—
Under $250M	0.11	—

Sector allocation (%)

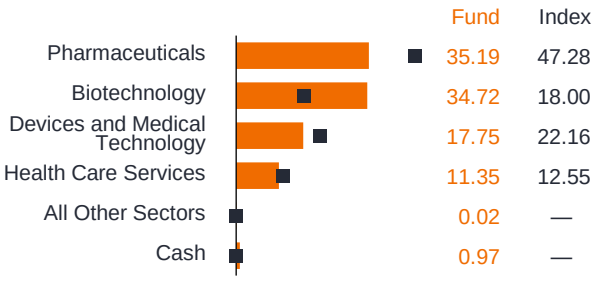

Top countries (%)

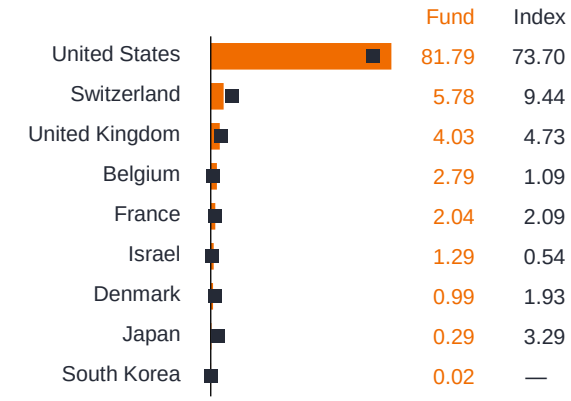

Regions (%)

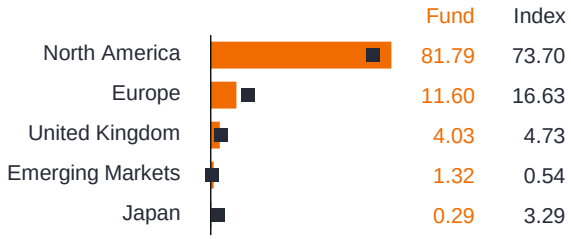

Codes

ISIN	IE00BFRSYK98
Bloomberg	JGLSUAE
Cusip	G5S1EN559
SEDOL	BFRSYK9
WKN	A117BV
Valoren	22772880

Fees & charges (%)

Annual management charge (AMC)	0.80
Ongoing charge (OCF)	0.85

All ongoing charges stated are as per latest published report and accounts.

Fund charges will impact the value of your investment. In particular, the ongoing charges applicable to each fund will dilute investment performance, particularly over time. For further explanation of charges please visit our Fund Charges page at www.janushenderson.com.

Under some circumstances initial charges may apply. Please refer to the Prospectus for more details.

Additional fund information

Tax assumptions and reliefs depend upon an investor's particular circumstances and may be subject to change. Please note the performance target is to be achieved over a specific annualised time period. Refer to the performance target wording within the objective. Please note: due to rounding the figures in the holdings breakdowns may not add up to 100%. This is an Irish Investment Company regulated by the Central Bank of Ireland. Note that any differences among portfolio securities currencies, share class currencies and costs to be paid or represented in currencies other than your home currency will expose you to currency risk. Costs and returns may increase or decrease as a result of currency and exchange rate fluctuations. To obtain our prospectus and any additional information please visit our website on: www.janushenderson.com. A short-term trading fee may be applied upon exiting the fund as per the prospectus. Investment into the fund will acquire units/shares of the fund itself and not the underlying assets owned by the fund. Cash balances and exposures are based on settled and unsettled trades as at the reporting date.

Investment policy

The Fund invests at least 80% in shares (also known as equities) of companies, of any size, including smaller capitalisation companies, with a life sciences orientation, in any country. Up to 20% may be invested in developing markets. The Fund may also invest in other assets including cash and money market instruments. The Sub-Investment Adviser may use derivatives (complex financial instruments) to reduce risk, to manage the Fund more efficiently, or to generate additional capital or income for the Fund. The Fund is actively managed with reference to the MSCI World Health Care Index, which is broadly representative of the companies in which it may invest, as this forms the basis of the Fund's performance target. The Sub-Investment Adviser has discretion to choose individual investments for the Fund with weightings different to the index or not in the index, but at times the Fund may hold investments similar to the index.

Investment strategy

The Sub-Investment Adviser looks to identify innovative healthcare companies addressing high unmet medical needs across fields including biotechnology, pharmaceuticals, healthcare services and medical technology. The team understands that success of drug development is binary in nature, creating wide disparities between winners and losers. The investment process leverages proprietary statistical models to analyse the probability of a company's success, focusing on products they believe can overcome the rigours of clinical development. Additional tools, such as physician surveys and prescription models, attempt to more accurately predict commercial viability.

Fund specific risks

Shares can lose value rapidly, and typically involve higher risks than bonds or money market instruments. The value of your investment may fall as a result. Shares of small and mid-size companies can be more volatile than shares of larger companies, and at times it may be difficult to value or to sell shares at desired times and prices, increasing the risk of losses. High exposure to a particular country or geographical region carries a higher level of risk than a more broadly diversified portfolio. The Fund is focused towards particular industries or investment themes and may be heavily impacted by factors such as changes in government regulation, increased price competition, technological advancements and other adverse events. If the Fund holds assets in currencies other than the base currency of the Fund, or you invest in a share/unit class of a different currency to the Fund (unless hedged, i.e. seeks to mitigate exchange rate movements between the share/unit class currency and the base currency of the Fund), the value of your investment may be impacted by changes in exchange rates. Derivatives may be used to help achieve the investment objective. This can result in leverage (higher levels of debt), which can magnify an investment outcome. Gains or losses may therefore be greater than the cost of the derivative. Derivatives also introduce other risks, in particular, that a derivative counterparty may not meet its contractual obligations. When the Fund, or a share/unit class, seeks to mitigate exchange rate movements of a currency relative to the base currency (hedge), the hedging strategy itself may positively or negatively impact the value of the Fund due to differences in short-term interest rates between the currencies. Securities could become hard to value or to sell at a desired time and price, especially in extreme market conditions when asset prices may be falling, increasing the risk of investment losses. Losses could be incurred if a counterparty became unwilling or unable to meet its obligations, or as a result of failure or delay in operational processes or the failure of a third party provider.

Source for fund ratings/awards

The summary risk indicator is a guide to the level of risk of this product compared to other products. It shows how likely it is that the product will lose money because of movements in the markets or because we are not able to pay you. We have classified this product as 4 out of 7, which is a medium risk class. The risk indicator assumes you keep the product for 5 years. This rates the potential losses from future performance at a medium level, and poor market conditions could impact our capacity to pay you.

Glossary

Beta
Beta measures how a fund or security moves in relationship to the overall market. A market has a beta of 1. If the fund/security's beta is more than 1, it moves more than the market, while a beta lower than 1 means it moves to a lesser extent than the market. A negative beta could mean the fund/security moves in the opposite direction to the market.

Price-to-book (P/B) ratio
A financial ratio used to value a company's shares. It is calculated by dividing a company's market value (share price) by the book value of its equity (value of the company's assets on its balance sheet). A P/B value <1 can indicate a potentially undervalued company or a declining business. The higher the P/B ratio, the higher the premium the market is willing to pay for the company above the book (balance sheet) value of its assets.

Price-to-earnings (P/E) ratio
A popular ratio used to value a company's shares, compared to other stocks, or a benchmark index. It is calculated by dividing the current share price by its earnings per share.

Sharpe ratio
This measures a portfolio's risk-adjusted performance. A high Sharpe ratio indicates a better risk-adjusted return. The ratio is designed to measure how far a portfolio's return can be attributed to fund manager skill as opposed to excessive risk taking.

Standard deviation
A statistic that measures the variation or dispersion of a set of values/data. A low standard deviation shows the values tend to be close to the mean while a high standard deviation indicates the values are more spread out. In terms of valuing investments, standard deviation can provide a gauge of the historical volatility of an investment.

Tracking error
This measures how far a portfolio's actual performance differs from its benchmark index. The lower the number, the more closely it resembles the index.

Weighted average market cap
The average market capitalisation of a holding, weighted by the size of that position in a portfolio or index.

FOR MORE INFORMATION PLEASE VISIT **JANUSHENDERSON.COM**

For Qualified investors, institutional, wholesale client use only. Outside of Switzerland, this document is for Institutional/sophisticated investors / accredited investors qualified distributors use only. Issued in: (a) Europe by Janus Henderson Investors International Limited ("JHIIL") and Janus Henderson Investors UK Limited ("JHIUKL"), both authorised and regulated in the U.K by the Financial Conduct Authority, and Janus Henderson Investors Europe S.A. (reg no. B22848) incorporated and registered in Luxembourg with registered office at 78, Avenue de la Liberté, L-1930 Luxembourg, Luxembourg and authorised by the Commission de Surveillance du Secteur Financier and (b) Middle East issued by Janus Henderson Investors Middle East Limited (DIFC branch), regulated by the Dubai Financial Services Authority as a Category 4 licensed entity. JHIIL and JHIUKL act as lead investment advisers to Janus Henderson Capital Funds plc (JHCF). Janus Henderson Investors US LLC, Janus Henderson Investors Singapore Limited, and Kapstream Capital PTY Limited act as sub-adviser to JHIIL and JHIUKL. JHCF is a UCITS established under Irish law, with segregated liability between funds. Investors are warned that they should only make their investments based on the most recent Prospectus which contains information about fees, expenses and risks, which is available from all distributors and paying/facilities agents, it should be read carefully. This is a marketing communication. Please refer to the prospectus of the UCITS and to the KID before making any final investment decisions. For sustainability related aspects please access Janushenderson.com. The Prospectus and KID are also available from www.janushenderson.com Portfolio Holdings are subject to change without notice. An investment in the fund may not be suitable for all investors and is not available to all investors in all jurisdictions; it is not available to US persons. This document is not for use in any country or with any individuals who are not eligible to invest in this Fund. With effect from 1 January 2023, the Key Investor Information document (KIID) changed to the Key Information Document (KID), except in the UK where investors should continue to refer to the KIID. JHCF is not regulated by the Financial Conduct Authority and the protections available under the Financial Services Compensation Scheme and the Financial Ombudsman Service will not be available in connection with an investment. Past performance does not predict future returns. The rate of return may vary and the principal value of an investment will fluctuate due to market and foreign exchange movements. Shares, if redeemed, may be worth more or less than their original cost. This document is provided for information purposes only and is not an invitation to purchase any JHCF Funds. Janus Henderson Group Ltd. and its subsidiaries are not responsible for any unlawful distribution of this document to any third parties, in whole or in part, or for information reconstructed from this presentation and do not guarantee that the information supplied is accurate, complete, or timely, or make any warranties with regards to the results obtained from its use. The performance data does not take into account the commissions and costs incurred on the issue and the redemption of shares. This communication does not constitute an offer or a recommendation to sell or purchase any investment.Its custodian is JP Morgan Bank (Ireland) Plc. The last share prices can be found on www.fundinfo.com. Copies of the Fund's prospectus, Key Information Document, articles of incorporation, annual and semi-annual reports are available in English and other local languages as required from www.janushenderson.com. These documents can also be obtained free of cost from the local offices of Janus Henderson Investors: 201 Bishopsgate, London, EC2M 3AE for UK. The summary of Investors Rights is available in English from https://www.janushenderson.com/summary-of-investors-rights-english. Janus Henderson Investors Europe S.A.may decide to terminate the marketing arrangements of this Collective Investment Scheme in accordance with the appropriate regulation. Not for onward distribution. We may record telephone calls for our mutual protection, to improve customer service and for regulatory record keeping purposes. Janus Henderson® and any other trademarks used herein are trademarks of Janus Henderson Group Ltd. or one of its subsidiaries. © Janus Henderson Group Ltd.