FIXED MATURITY BOND FUND (EUR) 2027

A5s EUR ISIN IE000Q70BG31

Investment objective

The Fund aims to provide a regular income while aiming to preserve the initial capital invested over the Term. The Fund is designed to be held until the end of the Term and investors should be prepared to remain invested until such date. The income amount or capital value is not guaranteed. The value of the shares at the end of the Term may be less than the value at the time of investment because of the Fund's distribution policy or market movements.

For the fund's investment policy, refer to the Additional fund information on page 3.
Past performance does not predict future returns.

Performance (%)

	Cumulative				Annualised			
Returns	**1 Month**	**3 Month**	**YTD**	**1 Year**	**3 Year**	**5 Year**	**10 Year**	**Since inception (02/11/23)**
A5s EUR (Net)	0.20	0.10	0.71	0.91	—	—	—	3.69

Cumulative growth – EUR

02 Nov 2023 — 31 Oct 2026

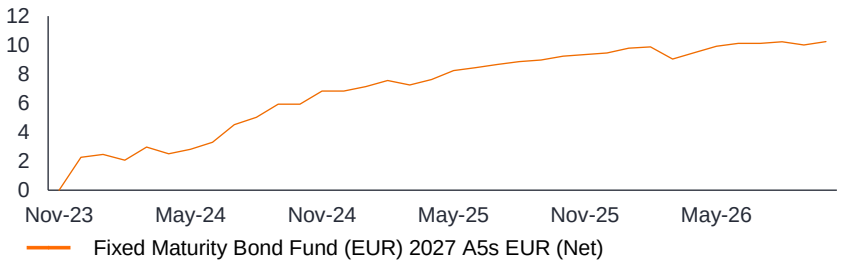

Calendar year	**YTD at Q3 2026**	**2025**	**2024**	**2023 from 02 Nov**
A5s EUR (Net)	0.51	2.45	4.47	3.40

Performance is on a net of fees basis, with gross income reinvested. Source: at 31/10/26. © 2026 Morningstar, Inc. All rights reserved. The information contained herein: (1) is proprietary to Morningstar and/or its content providers; (2) may not be copied or distributed; and (3) is not warranted to be accurate, complete, or timely. Neither Morningstar nor its content providers are responsible for any damages or losses arising from any use of this information. **Past performance does not predict future returns.** Performance/performance target related data will display only where relevant to the share class inception date and annualised target time period. **The value of an investment and the income from it can fall as well as rise and you may not get back the amount originally invested.** Source for target returns (where applicable) - Janus Henderson Investors.

Fund details

Inception date	02 November 2023
Total net assets	57.69m
Asset class	Fixed Income
Domicile	Ireland
Structure	Irish Investment Company
Base currency	EUR
Morningstar sector	Fixed Term Bond

Share class information

Inception date	02 November 2023
Distribution type	Income
Distribution frequency	Biannually
Gross redemption yield	5.39%
Currency	EUR
Minimum initial investment	2,500

Gross Redemption Yield: Represents an indicative, gross yield calculated as at the launch of the fund, showing the return an investor would expect to receive if the fund is held to maturity, before fees and expenses. It is a static figure calculated by Janus Henderson's Investment team, may include hedging adjustments, and is not updated over time. It does not represent a point in time portfolio yield and is not a guaranteed return.

Portfolio management

James Briggs, ACA, CFA	Manager since 2023
Tim Winstone, CFA	Manager since 2023
Michael Keough	Manager since 2023
Brad Smith	Manager since 2023
Carl Jones, CFA	Manager since 2023

Lower Risk 1 **2** 3 4 5 6 7 Higher Risk

Rating as at previous month end. For more information, refer to page 3.

Industry allocation (%)

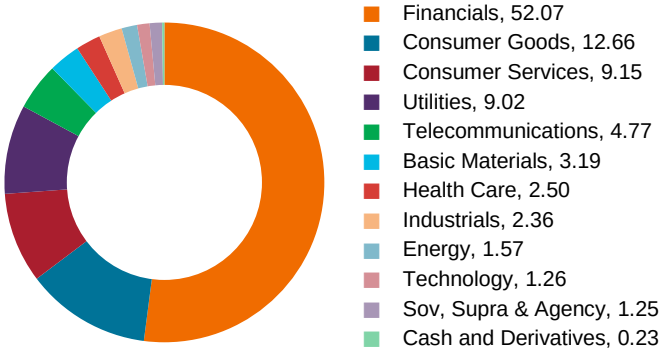

Credit quality of fixed income holdings (%)

	Fund
A	19.20
Baa	70.55
Ba	10.02

Bond credit quality ratings provided by Janus Henderson Investors are based on the existing JHI house-derived rating, which uses ratings from Moody's, Standard & Poor's and Fitch. Where no ratings are available from these three agencies, Kroll and DBRS are used. Where both Kroll and DBRS ratings are available, an average of the two is used. Where only one rating is available, that rating is used. Ratings are measured on a scale that ranges from Aaa (highest) to B, with any lower ratings grouped into 'Below B' (lowest).

Top holdings (%)

	Fund
Pershing Square 1.375% 2027	1.70
SW Finance I 1.625% 2027	1.59
Wells Fargo 1.50% 2027	1.57
Ares Capital 2.875% 2027	1.55
Mediobanca Banca di Credito Finanziario 1.00% 2027	1.53
RCI Banque 4.75% 2027	1.50
Blackstone Private Credit Fund 3.25% 2027	1.41
Volkswagen International Finance 3.75% 2027	1.39
Blue Owl Capital 3.125% 2027	1.39
Yorkshire Building Society 3.375% 2028	1.38
Total	**15.02**

References made to individual securities do not constitute a recommendation to buy, sell or hold any security, investment strategy or market sector, and should not be assumed to be profitable. Janus Henderson Investors, its affiliated advisor, or its employees, may have a position in the securities mentioned.

Top countries (%)

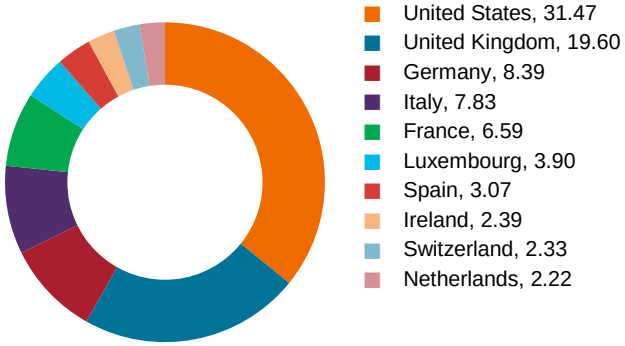

Codes

ISIN	IE000Q70BG31
Bloomberg	JHFMA5E
Cusip	G5011X395
SEDOL	BNQN724
Valoren	127389231

Fees & charges (%)

Annual management charge (AMC)	0.50
Ongoing charge (OCF)	1.15

All ongoing charges stated are as per latest published report and accounts.

Fund charges will impact the value of your investment. In particular, the ongoing charges applicable to each fund will dilute investment performance, particularly over time. For further explanation of charges please visit our Fund Charges page at www.janushenderson.com.

Under some circumstances initial charges may apply. Please refer to the Prospectus for more details.

Additional fund information

Tax assumptions and reliefs depend upon an investor's particular circumstances and may be subject to change. The Fund is designed to be held to 22 October 2027 (Maturity) and investors should be prepared to remain invested until such date. Fees are applicable if shares are redeemed before the maturity date. Please refer to the prospectus for further details. 100% of the Annual Management Charge is taken from capital. Please note: due to rounding the figures in the holdings breakdowns may not add up to 100%. This is an Irish Investment Company regulated by the Central Bank of Ireland. Note that any differences among portfolio securities currencies, share class currencies and costs to be paid or represented in currencies other than your home currency will expose you to currency risk. Costs and returns may increase or decrease as a result of currency and exchange rate fluctuations. To obtain our prospectus and any additional information please visit our website on: www.janushenderson.com. A short-term trading fee may be applied upon exiting the fund as per the prospectus. Investment into the fund will acquire units/shares of the fund itself and not the underlying assets owned by the fund. Cash balances and exposures are based on settled and unsettled trades as at the reporting date.

Investment policy

The Fund invests at least 75% of its net asset value in global Investment Grade corporate bonds (equivalent to BBB rated or higher). The Fund may invest up to 5% in the securities of other Eligible Collective Investment Schemes, up to 25% in high yield (non-investment grade) bonds or preference shares (of which up to 5% are bonds or preference shares from Developing Markets) and up to 5% in unrated bonds of comparable quality. The Fund may also invest in high yield (non-Investment Grade) bonds, government bonds, municipal bonds, commercial paper, certificates of deposit and cash. The Fund may invest up to 10% of its net asset value in agency MBS (which does not include CMOs). The Fund will not invest in contingent convertible bonds. The Sub-Investment Adviser may use derivatives (complex financial instruments) to reduce risk, to manage the Fund more efficiently, or to generate additional capital or income for the Fund as well as for investment purposes. The Fund is managed on a buy and maintain basis without reference to a benchmark. The Sub-Investment Adviser has a high degree of freedom to choose investments for the Fund but will aim to keep activity in the portfolio to a low level.

Investment strategy

The Sub-Investment Adviser has a forward-looking fundamental approach to credit research. Security selection is driven by the Sub-Investment Adviser's Global Credit Research Team's highest- conviction ideas which are then challenged and filtered by the portfolio management team. The Global Credit Research Team conducts in-depth fundamental credit research to formulate their trade recommendations across all fixed income sectors to express their high-conviction views. The Fund adopts a fundamental company research-driven investment process focused on corporate bonds from companies around the world committed to transforming and improving their balance sheets, free cash flow generation, quality of management and security valuation drive security selection. A dynamic 'top down' (market and economic analysis) framework enables the Sub-Investment Adviser to assess the stage of credit cycle, identify opportunities and take an appropriate amount of risk. Whilst the Fund is managed on a buy and maintain basis the Sub-Investment Adviser may reduce or sell holdings identified as being at risk of a deteriorating credit profile.

Fund specific risks

An issuer of a bond (or money market instrument) may become unable or unwilling to pay interest or repay capital. If this happens or the market perceives this may happen, the value of the bond will fall. When interest rates rise (or fall), the prices of different securities will be affected differently. In particular, bond values generally fall when interest rates rise (or are expected to rise). This risk is typically greater the longer the maturity of a bond investment. While high yield (non-investment grade) bonds generally offer higher rates of interest than investment grade bonds, they are more speculative and more sensitive to adverse changes in market conditions. Some bonds (callable bonds) allow their issuers the right to repay capital early or to extend the maturity. Issuers may exercise these rights when favourable to them and as a result the value of the Fund may be impacted. Emerging markets expose investors to higher volatility and greater risk of loss than developed markets; they are susceptible to adverse political and economic events, and may be less well regulated with less robust custody and settlement procedures. High exposure to a particular country or geographical region carries a higher level of risk than a more broadly diversified portfolio. If the Fund holds assets in currencies other than the base currency of the Fund, or you invest in a share/unit class of a different currency to the Fund (unless hedged, i.e. seeks to mitigate exchange rate movements between the share/unit class currency and the base currency of the Fund), the value of your investment may be impacted by changes in exchange rates. Derivatives may be used to help achieve the investment objective. This can result in leverage (higher levels of debt), which can magnify an investment outcome. Gains or losses may therefore be greater than the cost of the derivative. Derivatives also introduce other risks, in particular, that a derivative counterparty may not meet its contractual obligations. When the Fund, or a share/unit class, seeks to mitigate exchange rate movements of a currency relative to the base currency (hedge), the hedging strategy itself may positively or negatively impact the value of the Fund due to differences in short-term interest rates between the currencies. Securities could become hard to value or to sell at a desired time and price, especially in extreme market conditions when asset prices may be falling, increasing the risk of investment losses. Some or all of the ongoing charges and other costs of the Fund may be taken from capital, which may erode capital or reduce potential for capital growth. In addition to income, this share class may distribute realised and unrealised capital gains and original capital invested. Fees, charges and expenses are also deducted from capital. Both factors may result in capital erosion and reduced potential for capital growth. Investors should also note that distributions of this nature may be treated (and taxable) as income depending on local tax legislation. Losses could be incurred if a counterparty became unwilling or unable to meet its obligations, or as a result of failure or delay in operational processes or the failure of a third party provider.

Source for fund ratings/awards

The summary risk indicator is a guide to the level of risk of this product compared to other products. It shows how likely it is that the product will lose money because of movements in the markets or because we are not able to pay you. We have classified this product as 2 out of 7, which is a low risk class. The risk indicator assumes you keep the product for years. This rates the potential losses from future performance at a low level, and poor market conditions are very unlikely to impact our capacity to pay you.

Glossary

Modified Duration (years)
Modified duration measures the duration of a bond with embedded options and helps to evaluate the sensitivity of the bond's price relative to a change in the benchmark yield curve.

Weighted Average Life (WAL)
The average time taken (in years) for the principal to be repaid for securitised assets, or the probable time to maturity for non-securitised assets. Securitised assets, also known as 'asset backed' securities, represent a pool of other interest bearing assets such as loans and mortgages. The value is based on the cash flows of the underlying assets.

Yield to worst
The lowest yield a bond with a special feature (such as a call option) can achieve provided the issuer does not default. When used to describe a portfolio, this statistic represents the weighted average across all the underlying bonds held.

This product integrates ESG but does not pursue a sustainable investment strategy or have a sustainable investment objective or otherwise take ESG factors into account in a binding manner. ESG integration is the practice of incorporating material environmental, social and governance (ESG) information or insights in a non-binding manner alongside traditional measures into the investment decision process to improve long-term financial outcomes of portfolios. ESG related research is one of many factors considered within the investment process and in this material we seek to show why it is financially relevant. For Qualified investors, institutional, wholesale client use only. Outside of Switzerland, this document is for Institutional/sophisticated investors / accredited investors qualified distributors use only. Issued in: (a) Europe by Janus Henderson Investors International Limited ("JHIIL") and Janus Henderson Investors UK Limited ("JHIUKL"), both authorised and regulated in the U.K by the Financial Conduct Authority, and Janus Henderson Investors Europe S.A. (reg no. B22848) incorporated and registered in Luxembourg with registered office at 78, Avenue de la Liberté, L-1930 Luxembourg, Luxembourg and authorised by the Commission de Surveillance du Secteur Financier and (b) Middle East issued by Janus Henderson Investors Middle East Limited (DIFC branch), regulated by the Dubai Financial Services Authority as a Category 4 licensed entity. JHIIL and JHIUKL act as lead investment advisers to Janus Henderson Capital Funds plc (JHCF). Janus Henderson Investors US LLC, Janus Henderson Investors Singapore Limited, and Kapstream Capital PTY Limited act as sub-adviser to JHIIL and JHIUKL. JHCF is a UCITS established under Irish law, with segregated liability between funds. Investors are warned that they should only make their investments based on the most recent Prospectus which contains information about fees, expenses and risks, which is available from all distributors and paying/facilities agents, it should be read carefully. This is a marketing communication. Please refer to the prospectus of the UCITS and to the KID before making any final investment decisions. For sustainability related aspects please access Janushenderson.com. The Prospectus and KID are also available from www.janushenderson.com Portfolio Holdings are subject to change without notice. An investment in the fund may not be suitable for all investors and is not available to all investors in all jurisdictions; it is not available to US persons. This document is not for use in any country or with any individuals who are not eligible to invest in this Fund. With effect from 1 January 2023, the Key Investor Information document (KIID) changed to the Key Information Document (KID), except in the UK where investors should continue to refer to the KIID. JHCF is not regulated by the Financial Conduct Authority and the protections available under the Financial Services Compensation Scheme and the Financial Ombudsman Service will not be available in connection with an investment. Past performance does not predict future returns. The rate of return may vary and the principal value of an investment will fluctuate due to market and foreign exchange movements. Shares, if redeemed, may be worth more or less than their original cost. This document is provided for information purposes only and is not an invitation to purchase any JHCF Funds. Janus Henderson Group Ltd. and its subsidiaries are not responsible for any unlawful distribution of this document to any third parties, in whole or in part, or for information reconstructed from this presentation and do not guarantee that the information supplied is accurate, complete, or timely, or make any warranties with regards to the results obtained from its use. The performance data does not take into account the commissions and costs incurred on the issue and the redemption of shares. This communication does not constitute an offer or a recommendation to sell or purchase any investment.Its custodian is JP Morgan Bank (Ireland) Plc. The last share prices can be found on www.fundinfo.com. Copies of the Fund's prospectus, Key Information Document, articles of incorporation, annual and semi-annual reports are available in English and other local languages as required from www.janushenderson.com. These documents can also be obtained free of cost from the local offices of Janus Henderson Investors: 201 Bishopsgate, London, EC2M 3AE for UK. The summary of Investors Rights is available in English from https://www.janushenderson.com/summary-of-investors-rights-english. Janus Henderson Investors Europe S.A.may decide to terminate the marketing arrangements of this Collective Investment Scheme in accordance with the appropriate regulation. Not for onward distribution. We may record telephone calls for our mutual protection, to improve customer service and for regulatory record keeping purposes. Janus Henderson® and any other trademarks used herein are trademarks of Janus Henderson Group Ltd. or one of its subsidiaries. © Janus Henderson Group Ltd.