GLOBAL SELECT FUND

H2 EUR ISIN LU1273675584

Investment objective

The Fund aims to provide capital growth over the long term. Performance target: To outperform the MSCI All Countries World Index by 2.5% per annum, before the deduction of charges, over any 5 year period.

For the fund's investment policy, refer to the Additional fund information on page 3.
Past performance does not predict future returns.

Performance (%)

	Cumulative				Annualised			
Returns	**1 Month**	**3 Month**	**YTD**	**1 Year**	**3 Year**	**5 Year**	**10 Year**	**Since inception (29/10/04)**
H2 EUR (Net)	-2.34	-0.33	10.55	10.12	17.00	6.37	11.37	9.67
Index	0.08	2.92	16.97	16.14	20.09	10.90	12.19	9.73
Sector	0.67	2.80	13.73	13.42	16.37	7.94	9.63	7.68
H2 EUR (Gross)	—	—	—	—	—	7.32	12.38	10.65
Target	—	—	—	—	—	13.67	14.99	12.47

Cumulative growth – EUR

31 Oct 2021 — 31 Oct 2026

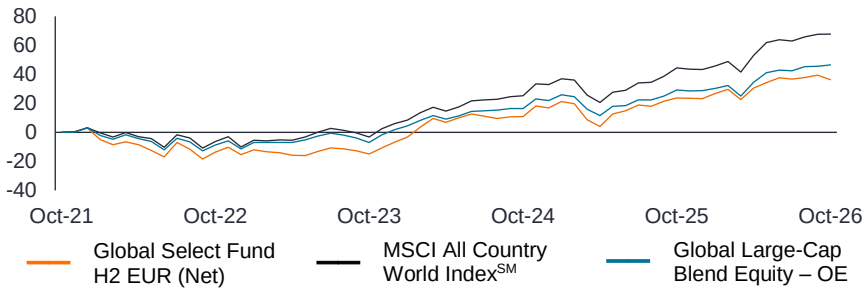

12 month rolling	Sep 2025-Sep 2026	Sep 2024-Sep 2025	Sep 2023-Sep 2024	Sep 2022-Sep 2023	Sep 2021-Sep 2022
H2 EUR (Net)	14.87	9.60	26.99	6.85	-12.91
Index	20.78	11.38	25.00	11.77	-6.14
Sector	16.48	7.23	21.24	10.16	-8.81

Performance is on a net of fees basis, with gross income reinvested. Source: at 31/10/26. © 2026 Morningstar, Inc. All rights reserved. The information contained herein: (1) is proprietary to Morningstar and/or its content providers; (2) may not be copied or distributed; and (3) is not warranted to be accurate, complete, or timely. Neither Morningstar nor its content providers are responsible for any damages or losses arising from any use of this information. **Past performance does not predict future returns.** Performance/performance target related data will display only where relevant to the share class inception date and annualised target time period. **The value of an investment and the income from it can fall as well as rise and you may not get back the amount originally invested.** Source for target returns (where applicable) - Janus Henderson Investors. The H2 EUR share class was launched on 27 August 2015. Performance prior to that date is past performance based on the A2 EUR share class of the same fund, which has a different fee structure.

Fund details

Inception date	29 October 2004
Total net assets	423.51m
Asset class	Equities
Domicile	Luxembourg
Structure	SICAV
Base currency	USD
Index	MSCI All Country World Index℠
Morningstar sector	Global Large-Cap Blend Equity
SFDR category	Article 8

This product is based overseas and is not subject to UK sustainable investment labelling and disclosure requirements.

In accordance with the Sustainable Finance Disclosure Regulation, the Fund is classified as Article 8 and promotes, among other characteristics, environmental and/or social characteristics, and invests in companies with good governance practices.

Share class information

Inception date	27 August 2015
Distribution type	Accumulation Net
Historic yield	0.20%
Currency	EUR
Minimum initial investment	7,500

The Historic Yield does not include any preliminary charge and investors may be subject to tax on their distributions.

Portfolio management

Julian McManus	Manager since 2023
Christopher O'Malley, CFA	Manager since 2024

Ratings

Morningstar Medalist Rating™
Effective 30/09/2026

Silver

Analyst-Driven%: 10.00
Data Coverage%: 100.00

For more information, refer to page 3.

Characteristics

Number of holdings: Equity issues	47
Active share	79.03%
Weighted average market cap	866.07bn
Price-to-book ratio	4.19
Price-to-earnings ratio	14.82

Risk statistics (3 years)

	Fund	Index
Beta	1.06	—
Standard deviation	12.67	11.16
Sharpe ratio	1.09	1.51
Tracking error	4.40	—

Top holdings (%)

	Fund
Taiwan Semiconductor Manufacturing	7.43
Arthur J Gallagher	5.71
Amazon.com	4.73
NVIDIA	4.48
Alphabet	4.16
Chevron	3.89
ASML	3.81
Banco Bilbao Vizcaya Argentaria	3.58
BAE Systems	3.58
Erste Group Bank	3.53
Total	**44.90**

References made to individual securities do not constitute a recommendation to buy, sell or hold any security, investment strategy or market sector, and should not be assumed to be profitable. Janus Henderson Investors, its affiliated advisor, or its employees, may have a position in the securities mentioned.

Market capitalisation of equity holdings (%)

	Fund	Index
Over $100B	55.99	65.30
$50B to $100B	18.34	14.23
$25B to $50B	14.30	11.26
$10B to $25B	6.46	7.61
$5B to $10B	1.82	1.41
Under $5B	1.37	0.18

Top sectors (%)

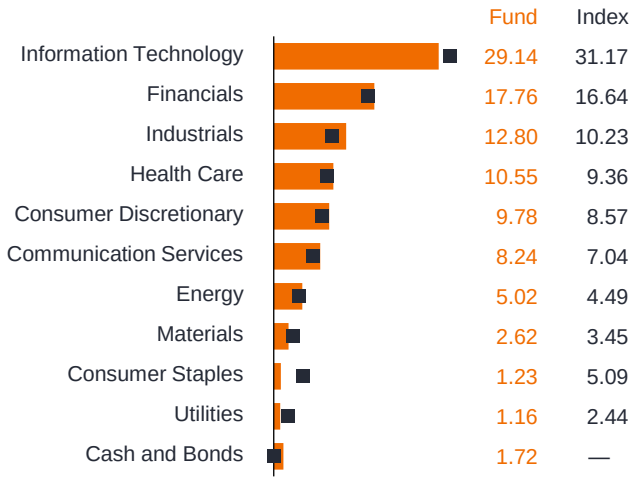

Top countries (%)

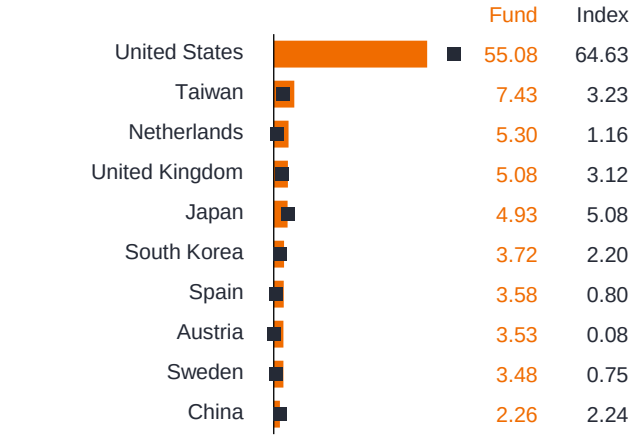

Codes

ISIN	LU1273675584
Bloomberg	GAGLHCA
SEDOL	BYQJXX2
WKN	A2JC93
Valoren	29354082

Fees & charges (%)

Annual management charge (AMC)	0.75
Ongoing charge (OCF)	0.91

All ongoing charges stated are as per latest published report and accounts.

Fund charges will impact the value of your investment. In particular, the ongoing charges applicable to each fund will dilute investment performance, particularly over time. For further explanation of charges please visit our Fund Charges page at www.janushenderson.com.

Under some circumstances initial charges may apply. Please refer to the Prospectus for more details.

Additional fund information

Tax assumptions and reliefs depend upon an investor's particular circumstances and may be subject to change. Please note the performance target is to be achieved over a specific annualised time period. Refer to the performance target wording within the objective. The performance data does not take account of the initial charge and Janus Henderson does not currently levy a redemption charge. From 29 November 2023, the Fund changed its name and investment strategy. Past performance shown before 29 November 2023 was achieved under circumstances that no longer apply. From 29 November 2023, the Janus Henderson Global Select Fund moved from the Global Large-Cap Growth Equity sector to the Global Large-Cap Blend Equity. Please note: due to rounding the figures in the holdings breakdowns may not add up to 100%. This is a Luxembourg SICAV Fund, regulated by the Commission de Surveillance du Secteur Financier (CSSF). Note that any differences among portfolio securities currencies, share class currencies and costs to be paid or represented in currencies other than your home currency will expose you to currency risk. Costs and returns may increase or decrease as a result of currency and exchange rate fluctuations. To obtain our prospectus and any additional information please visit our website on: www.janushenderson.com. Investment into the fund will acquire units/shares of the fund itself and not the underlying assets owned by the fund. Cash balances and exposures are based on settled and unsettled trades as at the reporting date.

Investment policy

The Fund invests at least two-thirds of its assets in a portfolio of shares (equities) and equity-related securities of companies, of any size, in any industry, in any country. The Fund may also invest in other assets including cash and money market instruments. The Investment Manager may use derivatives (complex financial instruments) to generate additional capital growth or income for the Fund, to reduce risk or to manage the Fund more efficiently. The Fund is actively managed with reference to the MSCI All Countries World Index, which is broadly representative of the companies in which it may invest, as this forms the basis of the Fund's performance target. The Investment Manager has discretion to choose investments for the Fund with weightings different to the index or not in the index, but at times the Fund may hold investments similar to the index.

Investment strategy

The Investment Manager seeks to grow capital by investing in companies with strong or improving cash flow. The Fund considers both growth criteria (i.e. where company earnings are expected to grow at an above-average rate), and value criteria (i.e. where share prices are expected to increase), to identify the best companies to invest in. The investment process looks to identify meaningful differences between the Investment Manager's analysis and the market's expectations. Taking a disciplined approach to portfolio construction and risk management, the Investment Manager aims to ensure that stock selection is the primary driver of returns.

Fund specific risks

Shares can lose value rapidly, and typically involve higher risks than bonds or money market instruments. The value of your investment may fall as a result. Emerging markets expose investors to higher volatility and greater risk of loss than developed markets; they are susceptible to adverse political and economic events, and may be less well regulated with less robust custody and settlement procedures. Derivatives may be used with the aim of reducing risk or managing the portfolio more efficiently. However, this introduces other risks, in particular, that a derivative counterparty may not meet its contractual obligations. If the Fund holds assets in currencies other than the base currency of the Fund, or you invest in a share/unit class of a different currency to the Fund (unless hedged, i.e. seeks to mitigate exchange rate movements between the share/unit class currency and the base currency of the Fund), the value of your investment may be impacted by changes in exchange rates. When the Fund, or a share/unit class, seeks to mitigate exchange rate movements of a currency relative to the base currency (hedge), the hedging strategy itself may positively or negatively impact the value of the Fund due to differences in short-term interest rates between the currencies. Securities could become hard to value or to sell at a desired time and price, especially in extreme market conditions when asset prices may be falling, increasing the risk of investment losses. Losses could be incurred if a counterparty became unwilling or unable to meet its obligations, or as a result of failure or delay in operational processes or the failure of a third party provider. The sustainability approach applied may exclude potential investments which do not meet certain criteria (e.g. non-financial criteria such as ESG screens). This may cause differences in performance compared to similar products that are permitted to invest in those investments.

Source for fund ratings/awards

Where available, overall Morningstar Rating™ is shown for share classes achieving a rating of 4 or 5 stars. Morningstar Medalist Rating™ Ratings should not be taken as a recommendation. For more detailed information about Morningstar Ratings, including its methodology, please go to https://shareholders.morningstar.com/investor-relations/governance/Compliance--Disclosure/default.aspx.

Glossary

Active share
This measures how much a portfolio's holdings differ from its benchmark index. For example, a portfolio with an active share of 60% indicates that 60% of its holdings differ from its benchmark, while the remaining 40% mirror the benchmark.

Beta
Beta measures how a fund or security moves in relationship to the overall market. A market has a beta of 1. If the fund/security's beta is more than 1, it moves more than the market, while a beta lower than 1 means it moves to a lesser extent than the market. A negative beta could mean the fund/security moves in the opposite direction to the market.

Historic Yield
The Historic Yield reflects distributions declared over the past 12 months as a percentage of the mid-market share price, as at the date shown.

Price-to-book (P/B) ratio
A financial ratio used to value a company's shares. It is calculated by dividing a company's market value (share price) by the book value of its equity (value of the company's assets on its balance sheet). A P/B value <1 can indicate a potentially undervalued company or a declining business. The higher the P/B ratio, the higher the premium the market is willing to pay for the company above the book (balance sheet) value of its assets.

Price-to-earnings (P/E) ratio
A popular ratio used to value a company's shares, compared to other stocks, or a benchmark index. It is calculated by dividing the current share price by its earnings per share.

Sharpe ratio
This measures a portfolio's risk-adjusted performance. A high Sharpe ratio indicates a better risk-adjusted return. The ratio is designed to measure how far a portfolio's return can be attributed to fund manager skill as opposed to excessive risk taking.

Standard deviation
A statistic that measures the variation or dispersion of a set of values/data. A low standard deviation shows the values tend to be close to the mean while a high standard deviation indicates the values are more spread out. In terms of valuing investments, standard deviation can provide a gauge of the historical volatility of an investment.

Tracking error
This measures how far a portfolio's actual performance differs from its benchmark index. The lower the number, the more closely it resembles the index.

Weighted average market cap
The average market capitalisation of a holding, weighted by the size of that position in a portfolio or index.

FOR MORE INFORMATION PLEASE VISIT **JANUSHENDERSON.COM**

Janus Henderson INVESTORS

UK investors please note: This product is not authorised in the United Kingdom but overseas; therefore the Financial Ombudsman Service is unlikely to consider complaints related to the scheme, its operator or its depositary. Any claims for losses relating to the operator and the depositary of the scheme are unlikely to be covered under the compensation scheme and prospective investors should consider getting financial advice before deciding to invest. Please read the prospectus of the scheme for more information. Any investment application will be made solely on the basis of the information contained in the Fund's prospectus (including all relevant covering documents), which will contain investment restrictions. This is a marketing communication. Please refer to the prospectus of the UCITS and to the KID before making any final investment decisions. A copy of the Fund's prospectus and key information document can be obtained from Janus Henderson Investors UK Limited in its capacity as Investment Manager and Distributor. Nothing in this document is intended to or should be construed as advice. This communication does not constitute an offer or a recommendation to sell or purchase any investment. It does not form part of any contract for the sale or purchase of any investment. The performance data does not take into account the commissions and costs incurred on the issue and redemption of units. The value of an investment and the income from it can fall as well as rise and you may not get back the amount originally invested. Tax assumptions and reliefs depend upon an investor's particular circumstances and may change if those circumstances or the law change. If you invest through a third party provider you are advised to consult them directly as charges, performance and terms and conditions may differ materially. The Fund is a recognised collective investment scheme for the purpose of promotion into the United Kingdom. Potential investors in the United Kingdom are advised that all, or most, of the protections afforded by the United Kingdom regulatory system will not apply to an investment in the Fund and that compensation will not be available under the United Kingdom Financial Services Compensation Scheme. We may record telephone calls for our mutual protection, to improve customer service and for regulatory record keeping purposes. For sustainability related aspects please access Janushenderson.com. With effect from 1 January 2023, the Key Investor Information document (KIID) changed to the Key Information Document (KID), except in the UK where investors should continue to refer to the KIID. The Janus Henderson Fund (the "Fund") is a Luxembourg SICAV incorporated on 26 September 2000, managed by Janus Henderson Investors Europe S.A. Issued by Janus Henderson Investors. Janus Henderson Investors is the name under which investment products and services are provided by Janus Henderson Investors International Limited (reg no. 3594615), Janus Henderson Investors UK Limited (reg. no. 906355), Janus Henderson Fund Management UK Limited (reg. no. 2678531), Tabula Investment Management Limited (reg. no. 11286661), (each registered in England and Wales at 201 Bishopsgate, London EC2M 3AE and regulated by the Financial Conduct Authority) and Janus Henderson Investors Europe S.A. (reg no. B22848 at 78, Avenue de la Liberté, L-1930 Luxembourg, Luxembourg and regulated by the Commission de Surveillance du Secteur Financier). Copies of the Fund's Prospectus, Key Information Document, Articles of Incorporation, annual and semi-annual reports are available in English and other local languages as required from www.janushenderson.com. These documents can also be obtained free of charge from the Registered Office of the Company at 78, Avenue de la Liberté, L-1930 Luxembourg, Luxembourg. They can also be obtained free of charge from the local Facilities Agents and the Swiss representative and paying agent. Janus Henderson Investors Europe S.A. ("JHIESA"), 78, Avenue de la Liberté, L-1930 Luxembourg, Luxembourg, is the Facilities Agent in Austria, Belgium Germany, Ireland, Malta, Portugal, Sweden and Liechtenstein. JHIESA is also the Facilities Agent for France (Sub – TA is CACEIS). FE fundinfo (Luxembourg) S.à.r.l., 6 Boulevard des Lumières, Belvaux, 4369 Luxembourg, is the Facilities Agent in Denmark, Finland, Iceland, Netherlands and Norway. State Street Bank International GmbH – Succursale Italia, Société Générale Securities Services S.p.A (SGSS S.p.A), Allfunds Bank S.A.U filiale di Milano, Caceis Bank Italy Branch, and Banca Sella Holding S.p.A. are the Sub Transfer Agents for Italy. Allfunds Bank S.A., Estafeta 6, La Moraleja, Complejo Plaza de la Fuente, Alcobendas 28109, Madrid, Spain is the Facilities Agent in Spain (Janus Henderson Fund is registered with the CNMV under number 259). The prospectus, the key information documents, the articles, the annual and semi-annual Reports as well as a list of all purchases and sales for the account may be obtained free of charge from the Swiss Representative. The Swiss Representative is FIRST INDEPENDENT FUND SERVICES LTD., Feldeggstrasse 12, CH-8008 Zurich. The Paying Agent in Switzerland is Banque Cantonale de Genève, 17, quai de l'Ile, CH-1204 Geneva. In respect of the units offered in Switzerland, the place of performance is the registered office of the representative. The place of jurisdiction is at the registered office of the representative or at the registered office or place of residence of the investor. The summary of Investors Rights is available in English from https://www.janushenderson.com/summary-of-investors-rights-english. Janus Henderson Investors Europe S.A. may decide to terminate the marketing arrangements of this Collective Investment Scheme in accordance with the appropriate regulation. Janus Henderson® and any other trademarks used herein are trademarks of Janus Henderson Group Ltd. or one of its subsidiaries. © Janus Henderson Group Ltd.