JANUS HENDERSON HORIZON FUND - ASIA-PACIFIC PROPERTY INCOME FUND

A5m SGD ISIN LU2226123490

Investment objective

The Fund aims to provide a sustainable level of income, with a dividend yield higher than that of the FTSE EPRA Nareit Developed Asia Dividend Plus Index, plus the potential for capital growth over the long term. The Fund invests at least 75% of its assets in a concentrated portfolio of shares (equities) and equity-related securities of real estate investment trusts (REITs) and companies of any size which will derive the main part of their revenue from owning, developing and managing real estate in the Asia Pacific region.

Performance (%)

	Cumulative				Annualised			
Returns	**1 Month**	**3 Month**	**YTD**	**1 Year**	**3 Year**	**5 Year**	**10 Year**	**Since inception**
A5m SGD (Net) with sales charge	-4.78	-11.42	-13.56	-12.00	0.66	-6.02	—	-3.33
Index	1.05	-5.70	-6.49	-5.03	5.95	-2.18	—	0.87
Sector	-0.46	-6.97	-7.22	-7.07	4.59	-3.69	—	-1.34
A5m SGD (Net)	0.23	-6.76	-9.01	-7.37	2.40	-5.05	—	-2.51

Cumulative growth - SGD

01 Oct 2020 — 31 Oct 2026

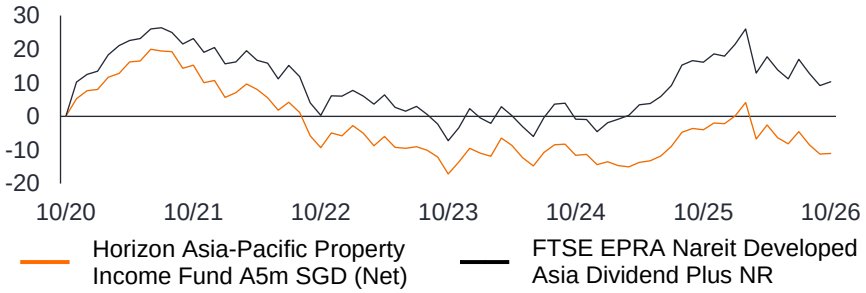

Calendar year	**YTD at Q3 2026**	**2025**	**2024**	**2023**	**2022**	**2021**
A5m SGD (Net)	-9.22	14.13	-5.33	-3.91	-14.90	2.83
Index	-7.46	23.62	-6.74	-3.47	-12.06	7.14
Sector	-6.79	15.79	-5.27	-1.80	-15.20	2.40

Performance is net of fees, with gross income reinvested. Performance figures of less than 1 year are not annualised. Source: at 31/10/26. © 2026 Morningstar, Inc. All rights reserved. The information contained herein: (1) is proprietary to Morningstar and/or its content providers; (2) may not be copied or distributed; and (3) is not warranted to be accurate, complete, or timely. Neither Morningstar nor its content providers are responsible for any damages or losses arising from any use of this information. **Past performance does not predict future returns. The value of an investment and the income from it can fall as well as rise and you may not get back the amount originally invested.** For sales charge information, refer to Additional information on page 3.

Fund details

Inception date	03 October 2005
Total net assets	$24.44m
Asset class	Property Equities
Domicile	Luxembourg
Structure	SICAV
Base currency	USD
Index	FTSE EPRA Nareit Developed Asia Dividend Plus Index
Morningstar sector	Property - Indirect Asia
SFDR category	Article 8

In accordance with the Sustainable Finance Disclosure Regulation, the Fund is classified as Article 8 and promotes, among other characteristics, environmental and/or social characteristics, and invests in companies with good governance practices.

Share class information

Inception date	01 October 2020
NAV (SGD)	11.25
Distribution type	Income Gross
Distribution frequency	Monthly
Historic yield	7.70%
Currency	SGD
Minimum initial investment	2,500

The Historic Yield does not include any preliminary charge and investors may be subject to tax on their distributions.

Portfolio management

Tim Gibson	Manager since 2011
Xin Yan Low	Manager since 2019

Characteristics

Number of holdings: Equity issues	21
Weighted average market cap	9.34bn

Risk statistics (3 years)

	Fund	Index
Beta	0.91	—
Standard deviation	11.99	12.83
Sharpe ratio	-0.10	0.18
Tracking error	2.89	—

Top holdings (%)

	Fund
Mitsui Fudosan	9.32
Charter Hall Group	7.08
Hongkong Land	6.60
Sun Hung Kai Properties	6.44
CapitaLand Integrated Commercial Trust	5.54
Link REIT	4.80
Charter Hall Retail REIT	4.72
Scentre Group	4.52
United Urban Investment	4.35
Japan Metropolitan Fund Invest	4.35
Total	**57.72**

References made to individual securities do not constitute a recommendation to buy, sell or hold any security, investment strategy or market sector, and should not be assumed to be profitable. Janus Henderson Investors, its affiliated advisor, or its employees, may have a position in the securities mentioned.

Market capitalisation of equity holdings (%)

	Fund	Index
$25B to $50B	19.02	14.13
$10B to $25B	21.46	21.02
$5B to $10B	15.37	19.93
$1B to $5B	36.69	38.33
$250M to $1B	6.40	6.27

Top countries/regions (%)

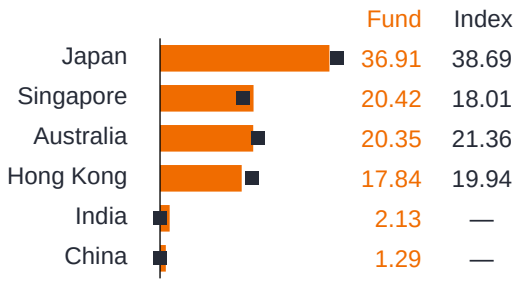

Sector allocation (%)

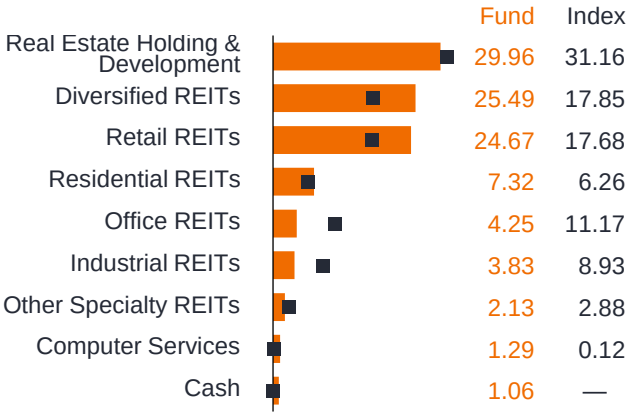

Codes

ISIN	LU2226123490
Bloomberg	JHAA5MS
SEDOL	BN15G73

Fees & charges (%)

Maximum initial sales charge	5.00
Annual management charge (AMC)	1.20
Performance fee description	10% of any returns that subject to a high water mark the share class achieves above the FTSE EPRA Nareit Developed Asia Dividend Plus Index
Total expense ratio (TER)	2.57

Fund charges will impact the value of your investment. In particular, the ongoing charges applicable to each fund will dilute investment performance, particularly over time. For further explanation of charges please visit our Fund Charges page at www.janushenderson.com. Performance fees may be charged before the Fund's outperformance target is reached. Performance fees are charged separately as a way of rewarding the investment manager for superior returns or for outperforming specified targets. A Performance Fee is accrued where the NAV outperforms the relevant Hurdle NAV (subject to a High Water Mark). For further explanation of the performance fee calculation methodology please see the relevant prospectus, available at www.janushenderson.com. Under some circumstances initial charges may apply. Please refer to the Prospectus for more details.

Additional fund information

Tax assumptions and reliefs depend upon an investor's particular circumstances and may be subject to change. From 1 July 2020, the Fund's benchmark changed from FTSE EPRA Nareit Pure Asia Total Return Net Dividend Index to FTSE EPRA Nareit Developed Asia Dividend Plus Index, investment objective performance target also changed. Past performance shown before 1 July 2020 was achieved under circumstances that no longer apply. 100% of the Annual Management Charge is taken from capital. Please note: due to rounding the figures in the holdings breakdowns may not add up to 100%. The performance fee described on page 2 will be applicable if the fund achieves a return in excess of the High Water Mark and the FTSE EPRA Nareit Developed Asia Dividend Plus Index. Investors should refer to the prospectus for full details on performance fee where a performance fee is applicable. This is a Luxembourg SICAV Fund, regulated by the Commission de Surveillance du Secteur Financier (CSSF). Information relating to other currencies and fee structure can be found in the fund prospectus. Note that any differences among portfolio securities currencies, share class currencies and costs to be paid or represented in currencies other than your home currency will expose you to currency risk. Costs and returns may increase or decrease as a result of currency and exchange rate fluctuations. To obtain our prospectus and any additional information please visit our website on: www.janushenderson.com. Investment into the fund will acquire units/shares of the fund itself and not the underlying assets owned by the fund. Cash balances and exposures are based on settled and unsettled trades as at the reporting date. Performance with sales charge source: Janus Henderson. Investors, calculated on a NAV to NAV basis, net of 5.00% initial charge, with gross income reinvested at NAV price. Note: The performance calculation is based on a maximum initial sales charge of 5.00%. The actual initial sales charge paid by the unitholder may be different based on the discount, if any, applied by distributors. As such, the performance return may differ based on the discount, if any, applied by distributors. Refer to the prospectus for more details on shares classes offered. All ongoing charges stated are as per latest published report and accounts. Where the ongoing charges exceed the target outperformance relative to the benchmark the return is likely to be below the benchmark return, even when the Fund's outperformance target (before the deduction of charges) has been achieved. For funds which charge performance fees, investors should note that the total expense ratio includes the performance fees crystallised for the preceding performance period.

Fund specific risks

Shares can lose value rapidly, and typically involve higher risks than bonds or money market instruments. The value of your investment may fall as a result. High exposure to a particular country or geographical region carries a higher level of risk than a more broadly diversified portfolio. The Fund is focused towards particular industries or investment themes and may be heavily impacted by factors such as changes in government regulation, increased price competition, technological advancements and other adverse events. When a portfolio is concentrated (has a significant portion of its assets invested in a limited number of holdings), an adverse event impacting even a small number of holdings could create significant volatility or losses. The Fund invests in real estate investment trusts (REITs) and other companies or funds engaged in property investment, which involve risks above those associated with investing directly in property. In particular, REITs may be subject to less strict regulation than the Fund itself and may experience greater volatility than their underlying assets. Derivatives may be used with the aim of reducing risk or managing the portfolio more efficiently. However, this introduces other risks, in particular, that a derivative counterparty may not meet its contractual obligations. If the Fund holds assets in currencies other than the base currency of the Fund, or you invest in a share/unit class of a different currency to the Fund (unless hedged, i.e. seeks to mitigate exchange rate movements between the share/unit class currency and the base currency of the Fund), the value of your investment may be impacted by changes in exchange rates. When the Fund, or a share/unit class, seeks to mitigate exchange rate movements of a currency relative to the base currency (hedge), the hedging strategy itself may positively or negatively impact the value of the Fund due to differences in short-term interest rates between the currencies. Securities could become hard to value or to sell at a desired time and price, especially in extreme market conditions when asset prices may be falling, increasing the risk of investment losses. The Fund may incur a higher level of transaction costs as a result of investing in less actively traded or less developed markets compared to a fund that invests in more active/developed markets. Some or all of the ongoing charges and other costs of the Fund may be taken from capital, which may erode capital or reduce potential for capital growth. In addition to income, this share class may distribute realised and unrealised capital gains and original capital invested. Fees, charges and expenses are also deducted from capital. Both factors may result in capital erosion and reduced potential for capital growth. Investors should also note that distributions of this nature may be treated (and taxable) as income depending on local tax legislation. Losses could be incurred if a counterparty became unwilling or unable to meet its obligations, or as a result of failure or delay in operational processes or the failure of a third party provider. The sustainability approach applied may exclude potential investments which do not meet certain criteria (e.g. non-financial criteria such as ESG screens). This may cause differences in performance compared to similar products that are permitted to invest in those investments.

Source for fund ratings/awards

Where available, overall Morningstar Rating™ is shown for share classes achieving a rating of 4 or 5 stars.

Glossary

Beta
Beta measures how a fund or security moves in relationship to the overall market. A market has a beta of 1. If the fund/security's beta is more than 1, it moves more than the market, while a beta lower than 1 means it moves to a lesser extent than the market. A negative beta could mean the fund/security moves in the opposite direction to the market.

Historic Yield
The Historic Yield reflects distributions declared over the past 12 months as a percentage of the mid-market share price, as at the date shown.

Real estate investment trust (REITs)
An investment vehicle that invests in real estate, through direct ownership of property assets, property shares or mortgages. As they are listed on a stock exchange, REITs are usually highly liquid and trade like a normal share.

Sharpe ratio
This measures a portfolio's risk-adjusted performance. A high Sharpe ratio indicates a better risk-adjusted return. The ratio is designed to measure how far a portfolio's return can be attributed to fund manager skill as opposed to excessive risk taking.

Standard deviation
A statistic that measures the variation or dispersion of a set of values/data. A low standard deviation shows the values tend to be close to the mean while a high standard deviation indicates the values are more spread out. In terms of valuing investments, standard deviation can provide a gauge of the historical volatility of an investment.

Tracking error
This measures how far a portfolio's actual performance differs from its benchmark index. The lower the number, the more closely it resembles the index.

Weighted average market cap
The average market capitalisation of a holding, weighted by the size of that position in a portfolio or index.

FOR MORE INFORMATION PLEASE VISIT **JANUSHENDERSON.COM**

Janus Henderson
INVESTORS

Issued in Singapore by Janus Henderson Investors (Singapore) Limited, licensed and regulated by the Monetary Authority of Singapore, Company Registration No. 199700782N. **This advertisement has not been reviewed by the Monetary Authority of Singapore.** The content herein is produced for information purposes only and does not constitute investment advice or as an offer to sell, buy or a recommendation for any security. Janus Henderson Investors is not responsible for any unlawful distribution of this document to any third parties, in whole or in part, and do not make any warranties with regards to the results obtained from its use. In preparing this document, Janus Henderson Investors has reasonable belief to rely upon the accuracy and completeness of all information available from public sources. **Past performance does not predict future returns. Investing involves risk, including the possible loss of principal and fluctuation of value.** The Fund may employ investment techniques and instruments for investment purposes, such as trading in futures, options and swaps and other financial derivative instruments. This document has been prepared by Janus Henderson Investors (Singapore) Limited, the Singapore Representative of the Fund. The Fund is distributed by authorised distributors. The prospectus and Product Highlights Sheet ("PHS") of the Fund are available and may be obtained from the Singapore Representative's office and the authorized distributors' offices. Investors should read the prospectus and PHS before deciding whether to invest in the shares of the Fund. Investors are warned that they should only make their investments based on the most recent offering documents which contains information about fees, expenses and risks, which is available from appointed intermediaries, and which should be read carefully. An investment in the Fund may not be suitable for all investors and is not available to all investors in all jurisdictions; it is not available to US persons. The rate of return may vary and the principal value of an investment will fluctuate due to market and foreign exchange movements. Shares, if redeemed, may be worth more or less than their original cost. Investors are advised to consult your intermediary who will give you advice on the product suitability and help you determine how your investment would be consistent with your own investment objectives. The investment decisions are yours and an investment in the Fund may not be suitable for everyone. If in doubt, please contact your intermediary for clarification. Portfolio holdings are subject to change without notice. © 2026 Morningstar. All Rights Reserved. CFA® and Chartered Financial Analyst® are trademarks owned by CFA Institute. Janus Henderson® and any other trademarks used herein are trademarks of Janus Henderson Group Ltd. or one of its subsidiaries. © Janus Henderson Group Ltd.