HORIZON GLOBAL TECHNOLOGY LEADERS FUND

A1 USD ISIN LU0209158467

Investment objective

The Fund aims to provide capital growth over the long term. Performance target: To outperform the MSCI ACWI Information Technology Index + MSCI ACWI Communication Services Index, after the deduction of charges, over any 5 year period.

For the fund's investment policy, refer to the Additional fund information on page 3.
Past performance does not predict future returns.

Performance (%)

	Cumulative				Annualised		
Returns	**1 Month**	**3 Month**	**YTD**	**1 Year**	**3 Year**	**5 Year**	**10 Year**
A1 USD (Net)	-10.31	-4.36	16.05	11.06	31.12	13.51	18.90
Index	-8.77	-0.70	15.79	12.76	31.62	14.98	19.88
Sector	-9.67	-2.63	15.97	11.22	28.58	8.66	15.58

Cumulative growth – USD

31 Oct 2016 — 31 Oct 2026

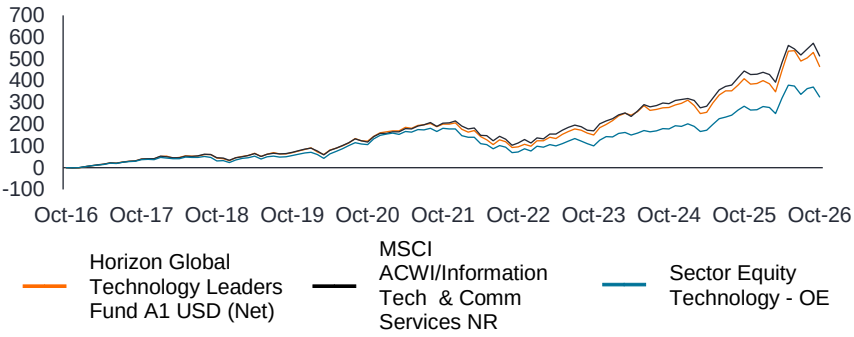

Calendar year	**YTD at Q3 2026**	**2025**	**2024**	**2023**	**2022**	**2021**	**2020**	**2019**	**2018**	**2017**	**2016**
A1 USD (Net)	29.39	22.83	32.70	50.64	-35.25	17.84	40.95	39.53	-6.92	43.77	6.11
Index	26.93	27.89	31.59	47.67	-32.28	22.38	38.25	38.53	-5.20	41.77	12.20
Sector	28.39	26.42	19.54	37.26	-36.40	12.13	47.75	35.10	-9.50	37.77	7.51

Performance is on a net of fees basis, with gross income reinvested. Source: at 31/10/26. © 2026 Morningstar, Inc. All rights reserved. The information contained herein: (1) is proprietary to Morningstar and/or its content providers; (2) may not be copied or distributed; and (3) is not warranted to be accurate, complete, or timely. Neither Morningstar nor its content providers are responsible for any damages or losses arising from any use of this information. **Past performance does not predict future returns.** Performance/performance target related data will display only where relevant to the share class inception date and annualised target time period. **The value of an investment and the income from it can fall as well as rise and you may not get back the amount originally invested.** Source for target returns (where applicable) - Janus Henderson Investors.

Fund details

Inception date	16 October 1996
Total net assets	7.74bn
Asset class	Equities
Domicile	Luxembourg
Structure	SICAV
Base currency	USD
Index	MSCI ACWI Information Technology Index + MSCI ACWI Communication Services Index
Morningstar sector	Sector Equity Technology
SFDR category	Article 8

In accordance with the Sustainable Finance Disclosure Regulation, the Fund is classified as Article 8 and promotes, among other characteristics, environmental and/or social characteristics, and invests in companies with good governance practices.

Share class information

Inception date	03 January 2005
Distribution type	Income Net
Distribution frequency	Annual
Historic yield	0.00%
Currency	USD
Minimum initial investment	2,500

The Historic Yield does not include any preliminary charge and investors may be subject to tax on their distributions.

Portfolio management

Graeme Clark	Manager since 2017
Alison Porter	Manager since 2017
Richard Clode, CFA	Manager since 2017

Ratings

Overall Morningstar Rating™ ★★★★
As of 31/10/2026

For more information, refer to page 3.

Characteristics

Number of holdings: Equity issues	51
Weighted average market cap	1.58tn
Price-to-book ratio	8.04
Price-to-earnings ratio	15.54

Risk statistics (3 years)

	Fund	Index
Beta	1.14	—
Standard deviation	24.19	20.65
Sharpe ratio	1.05	1.25
Tracking error	6.29	—

Top holdings (%)

	Fund
Microsoft	8.84
NVIDIA	8.14
Taiwan Semiconductor Manufacturing	6.95
Amazon.com	5.90
Alphabet	5.07
Broadcom	4.63
SK hynix	3.87
Micron Technology	3.44
Advanced Micro Devices	2.94
Palo Alto Networks	2.71
Total	**52.49**

References made to individual securities do not constitute a recommendation to buy, sell or hold any security, investment strategy or market sector, and should not be assumed to be profitable. Janus Henderson Investors, its affiliated advisor, or its employees, may have a position in the securities mentioned.

Market capitalisation of equity holdings (%)

	Fund	Index
Over $500B	58.55	64.58
$100B to $500B	20.17	21.57
$50B to $100B	6.22	5.20
$25B to $50B	6.29	5.21
$10B to $25B	2.43	2.88
$5B to $10B	1.26	0.53
$1B to $5B	0.26	0.04

Sector allocation (%)

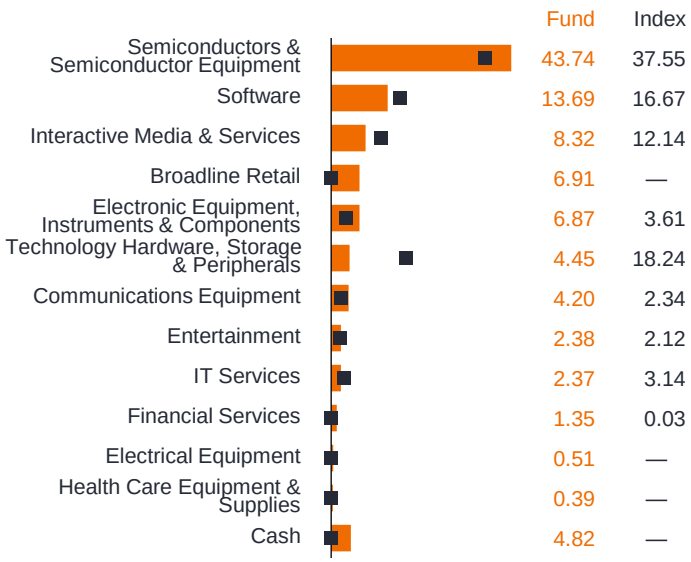

Top countries (%)

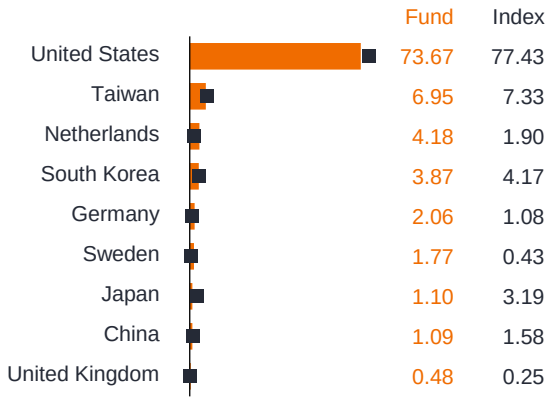

Regions (%)

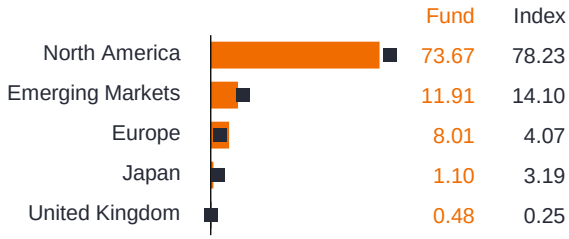

Codes

ISIN	LU0209158467
Bloomberg	HENHGTA
Cusip	L4732K505
SEDOL	B05LJ00
WKN	A0DPTJ
Valoren	2032593

Fees & charges (%)

Annual management charge (AMC)	1.20
Ongoing charge (OCF)	1.87

All ongoing charges stated are as per latest published report and accounts.

Fund charges will impact the value of your investment. In particular, the ongoing charges applicable to each fund will dilute investment performance, particularly over time. For further explanation of charges please visit our Fund Charges page at www.janushenderson.com.

Under some circumstances initial charges may apply. Please refer to the Prospectus for more details.

Additional fund information

Tax assumptions and reliefs depend upon an investor's particular circumstances and may be subject to change. The performance data does not take account of the initial charge and Janus Henderson does not currently levy a redemption charge. From 1 July 2020, the Fund's benchmark changed from MSCI AC World Information Technology Index to MSCI ACWI Information Technology Index + MSCI ACWI Communication Services Index. Past performance before 1 July 2020 is shown for the Fund's previous benchmark. On 3 December 2024 the Investment Strategy was updated. In accordance to the UCITS Directive the fund will not invest more than 10% of its assets in shares of a single company. Please note: due to rounding the figures in the holdings breakdowns may not add up to 100%. This is a Luxembourg SICAV Fund, regulated by the Commission de Surveillance du Secteur Financier (CSSF). Note that any differences among portfolio securities currencies, share class currencies and costs to be paid or represented in currencies other than your home currency will expose you to currency risk. Costs and returns may increase or decrease as a result of currency and exchange rate fluctuations. To obtain our prospectus and any additional information please visit our website on: www.janushenderson.com. Investment into the fund will acquire units/shares of the fund itself and not the underlying assets owned by the fund. Cash balances and exposures are based on settled and unsettled trades as at the reporting date.

Investment policy

The Fund invests at least 90% of its assets in a portfolio of shares (equities) and equity-related securities of companies, of any size, which are technology-related or derive profits from technology, in any country. The portfolio may be concentrated in terms of its number of holdings and/or the size of its largest holdings. The Fund may also invest in other assets including investment grade government bonds, cash and money market instruments. The Investment Manager may use derivatives (complex financial instruments) to reduce risk or to manage the Fund more efficiently. The Fund is actively managed with reference to the MSCI ACWI Information Technology Index + MSCI ACWI Communication Services Index (together the "Index"), which is broadly representative of the companies in which it may invest, as this forms the basis of the Fund's performance target. The Investment Manager has discretion to choose investments for the Fund with weightings that may be different to the index or not in the Index, which may result in material differences in performance between the Fund and the Index.

Investment strategy

The strategy is based on identifying companies that are considered by the Investment Manager to be current or future leaders in driving or enabling technology adoption and as such have undiscovered potential for sustained earnings growth. These companies are typically aligned with themes that drive long-term technology growth trends . The Investment Manager looks to navigate the hype cycle (different stages in the development of a technology from conception to widespread adoption) by assessing the company's fundamental business model and actively engaging with management on key issues and characteristics relating to all aspects of growth.

Fund specific risks

Shares can lose value rapidly, and typically involve higher risks than bonds or money market instruments. The value of your investment may fall as a result. High exposure to a particular country or geographical region carries a higher level of risk than a more broadly diversified portfolio. The Fund is focused towards particular industries or investment themes and may be heavily impacted by factors such as changes in government regulation, increased price competition, technological advancements and other adverse events. When a portfolio is concentrated (has a significant portion of its assets invested in a limited number of holdings), an adverse event impacting even a small number of holdings could create significant volatility or losses. Derivatives may be used with the aim of reducing risk or managing the portfolio more efficiently. However, this introduces other risks, in particular, that a derivative counterparty may not meet its contractual obligations. If the Fund holds assets in currencies other than the base currency of the Fund, or you invest in a share/unit class of a different currency to the Fund (unless hedged, i.e. seeks to mitigate exchange rate movements between the share/unit class currency and the base currency of the Fund), the value of your investment may be impacted by changes in exchange rates. When the Fund, or a share/unit class, seeks to mitigate exchange rate movements of a currency relative to the base currency (hedge), the hedging strategy itself may positively or negatively impact the value of the Fund due to differences in short-term interest rates between the currencies. Securities could become hard to value or to sell at a desired time and price, especially in extreme market conditions when asset prices may be falling, increasing the risk of investment losses. Losses could be incurred if a counterparty became unwilling or unable to meet its obligations, or as a result of failure or delay in operational processes or the failure of a third party provider. The sustainability approach applied may exclude potential investments which do not meet certain criteria (e.g. non-financial criteria such as ESG screens). This may cause differences in performance compared to similar products that are permitted to invest in those investments.

Source for fund ratings/awards

Overall Morningstar Rating™ is a measure of a fund's risk-adjusted return, relative to similar funds. Fund share classes are rated from 1 to 5 stars, with the best performers receiving 5 stars and the worst performers receiving a single star. Where available, overall Morningstar Rating™ is shown for share classes achieving a rating of 4 or 5 stars. Ratings should not be taken as a recommendation. For more detailed information about Morningstar Ratings, including its methodology, please go to https://shareholders.morningstar.com/investor-relations/governance/Compliance--Disclosure/default.aspx.

Glossary

Beta
Beta measures how a fund or security moves in relationship to the overall market. A market has a beta of 1. If the fund/security's beta is more than 1, it moves more than the market, while a beta lower than 1 means it moves to a lesser extent than the market. A negative beta could mean the fund/security moves in the opposite direction to the market.

Historic Yield
The Historic Yield reflects distributions declared over the past 12 months as a percentage of the mid-market share price, as at the date shown.

Price-to-book (P/B) ratio
A financial ratio used to value a company's shares. It is calculated by dividing a company's market value (share price) by the book value of its equity (value of the company's assets on its balance sheet). A P/B value <1 can indicate a potentially undervalued company or a declining business. The higher the P/B ratio, the higher the premium the market is willing to pay for the company above the book (balance sheet) value of its assets.

Price-to-earnings (P/E) ratio
A popular ratio used to value a company's shares, compared to other stocks, or a benchmark index. It is calculated by dividing the current share price by its earnings per share.

Sharpe ratio
This measures a portfolio's risk-adjusted performance. A high Sharpe ratio indicates a better risk-adjusted return. The ratio is designed to measure how far a portfolio's return can be attributed to fund manager skill as opposed to excessive risk taking.

Standard deviation
A statistic that measures the variation or dispersion of a set of values/data. A low standard deviation shows the values tend to be close to the mean while a high standard deviation indicates the values are more spread out. In terms of valuing investments, standard deviation can provide a gauge of the historical volatility of an investment.

Tracking error
This measures how far a portfolio's actual performance differs from its benchmark index. The lower the number, the more closely it resembles the index.

Weighted average market cap
The average market capitalisation of a holding, weighted by the size of that position in a portfolio or index.

FOR MORE INFORMATION PLEASE VISIT **JANUSHENDERSON.COM**

Janus Henderson
INVESTORS

Any investment application will be made solely on the basis of the information contained in the Fund's prospectus (including all relevant covering documents), which will contain investment restrictions. This is a marketing communication and is intended as a summary only and potential investors must refer to the prospectus of the UCITS and to the KID before investing. Information is provided on the Fund on the strict understanding that it is only for clients resident outside the USA. A copy of the Fund's prospectus and key information document can be obtained from Janus Henderson Investors UK Limited in its capacity as Investment Manager and Distributor. Nothing in this communication is intended to or should be construed as advice. This communication does not constitute an offer or a recommendation to sell or purchase any investment. It does not form part of any contract for the sale or purchase of any investment. The performance data does not take into account the commissions and costs incurred on the issue and redemption of units. Deductions for charges and expenses are not made uniformly throughout the life of the investment but may be loaded disproportionately at subscription. If you withdraw from an investment up to 90 calendar days after subscribing you may be charged a Trading Fee as set out in the Fund's prospectus. This may impact the amount of money which you will receive and you may not get back the amount invested. The value of an investment and the income from it can fall as well as rise significantly. Some Sub-Funds of the Fund can be subject to increased volatility due to the composition of their respective portfolios. Tax assumptions and reliefs depend upon an investor's particular circumstances and may change if those circumstances or the law change. If you invest through a third party provider you are advised to consult them directly as charges, performance and terms and conditions may differ materially. The Fund is a recognised collective investment scheme for the purpose of promotion into the United Kingdom. Potential investors in the United Kingdom are advised that all, or most, of the protections afforded by the United Kingdom regulatory system will not apply to an investment in the Fund and that compensation will not be available under the United Kingdom Financial Services Compensation Scheme. The Fund is a foreign collective investment scheme registered in the Netherlands with the Authority for the Financial Markets and in Spain with the CNMV with the number 353. A list of distributors is available at www.cnmv.es. For sustainability related aspects please access Janushenderson.com. We may record telephone calls for our mutual protection, to improve customer service and for regulatory record keeping purposes. With effect from 1 January 2023, the Key Investor Information document (KIID) changed to the Key Information Document (KID), except in the UK where investors should continue to refer to the KIID. The Janus Henderson Horizon Fund (the "Fund") is a Luxembourg SICAV incorporated on 30 May 1985, managed by Janus Henderson Investors Europe S.A. Issued by Janus Henderson Investors. Janus Henderson Investors is the name under which investment products and services are provided by Janus Henderson Investors International Limited (reg no. 3594615), Janus Henderson Investors UK Limited (reg. no. 906355), Janus Henderson Fund Management UK Limited (reg. no. 2678531), Tabula Investment Management Limited (reg. no. 11286661), (each registered in England and Wales at 201 Bishopsgate, London EC2M 3AE and regulated by the Financial Conduct Authority) and Janus Henderson Investors Europe S.A. (reg no. B22848 at 78, Avenue de la Liberté, L-1930 Luxembourg, Luxembourg and regulated by the Commission de Surveillance du Secteur Financier). Copies of the Fund's prospectus, Key Information Document, articles of incorporation, annual and semi-annual reports are available in English and other local languages as required from www.janushenderson.com. These documents can also be obtained free of charge from the Registered Office of the Company at 78, Avenue de la Liberté, L-1930 Luxembourg, Luxembourg. They can also be obtained free of charge from the local Facilities Agents and the Swiss representative and paying agent. Janus Henderson Investors Europe S.A. ("JHIESA"), 78, Avenue de la Liberté, L-1930 Luxembourg, Luxembourg, is the Facilities Agent in Austria, Belgium Germany, Ireland, Malta, Portugal, Sweden and Liechtenstein. JHIESA is also the Facilities Agent for France (Sub – TA is CACEIS). FE fundinfo (Luxembourg) S.à.r.l., 6 Boulevard des Lumières, Belvaux, 4369 Luxembourg, is the Facilities Agent in Denmark, Finland, Iceland, Netherlands, Norway, Poland and Greece. State Street Bank International GmbH – Succursale Italia, Société Générale Securities Services S.p.A (SGSS S.p.A), Allfunds Bank S.A.U filiale di Milano, Caceis Bank Italy Branch, and Banca Sella Holding S.p.A. are the Sub Transfer Agents for Italy. Allfunds Bank S.A., Estafeta 6, La Moraleja, Complejo Plaza de la Fuente, Alcobendas 28109, Madrid, Spain is the Facilities Agent in Spain (Janus Henderson Horizon Fund is registered with the CNMV under number 353).
The prospectus, the key information documents, the articles, the annual and semi-annual Reports as well as a list of all purchases and sales for the account may be obtained free of charge from the Swiss Representative. The Swiss Representative is FIRST INDEPENDENT FUND SERVICES LTD., Feldeggstrasse 12, CH-8008 Zurich. The Paying Agent in Switzerland is Banque Cantonale de Genève, 17, quai de l'Ile, CH-1204 Geneva. In respect of the units offered in Switzerland, the place of performance is the registered office of the representative. The place of jurisdiction is at the registered office of the representative or at the registered office or place of residence of the investor.
The Hong Kong Representative is Janus Henderson Investors Hong Kong Limited of Units 701-702, 7/F, LHT Tower, 31 Queen's Road Central, Hong Kong. Janus Henderson Investors (Singapore) Limited (Company Registration No. 199700782N), whose principal place of business is at 138, Market Street #34-03/04, CapitaGreen, Singapore 048946, Singapore (Tel: 65 6813 1000). The summary of Investors Rights is available in English from https://www.janushenderson.com/summary-of-investors-rights-english. Janus Henderson Investors Europe S.A. may decide to terminate the marketing

arrangements of this Collective Investment Scheme in accordance with the appropriate regulation. Janus Henderson® and any other trademarks used herein are trademarks of Janus Henderson Group Ltd. or one of its subsidiaries. © Janus Henderson Group Ltd.