Janus Henderson INVESTORS

JANUS HENDERSON HORIZON FUND - DISCOVERING NEW ALPHA FUND

A2 HEUR ISIN LU3154198165

Investment objective

The Fund aims to provide capital growth over the long term. The Fund invests at least 80% of its net assets in equities or equity-related instruments of companies worldwide, including up to 20% of its net assets in emerging markets, whose products and services are considered by the Investment Manager to contribute positively to addressing global challenges including population growth, ageing population, resource constraints and climate change. The Fund may invest in companies of any size, in any country and in any industry, but may have a bias towards smaller capitalisation companies.

Performance (%)

Due to current regulations we are only permitted to show performance if the share class is more than one year old.

The value of an investment and the income from it can fall as well as rise and you may not get back the amount originally invested

Fund details

Inception date	18 November 2025
Total net assets	$116.84m
Category	Equities
Domicile	Luxembourg
Structure	SICAV
Base currency	USD
Index	MSCI All Country World Index^{SM}
Morningstar sector	Global Flex-Cap Equity

Share class information

Inception date	18 November 2025
NAV (EUR)	114.15
Distribution type	Accumulation Net
Historic yield	0.00%
Currency	EUR
Minimum initial investment	2,500

The Historic Yield does not include any preliminary charge and investors may be subject to tax on their distributions.

Portfolio management

Richard Clode, CFA	Manager since 2025
Nick Harper, CFA	Manager since 2025

Characteristics

Number of holdings: Equity issues	58
Active share	85.58%
Weighted average market cap	375.87bn
Price-to-book ratio	4.01
Price-to-earnings ratio	19.03

Top holdings (%)

	Fund
Amazon.com	4.06
Janus Henderson Horizon Biotechnology Fund Z2 USD	4.06
RTX	3.99
Westinghouse Air Brake Technologies	3.91
Banco Bilbao Vizcaya Argentaria	3.81
Spotify Technology	3.70
Arthur J Gallagher	2.86
Corteva	2.84
Taiwan Semiconductor Manufacturing	2.63
Keysight Technologies	2.40
Total	**34.26**

References made to individual securities do not constitute a recommendation to buy, sell or hold any security, investment strategy or market sector, and should not be assumed to be profitable. Janus Henderson Investors, its affiliated advisor, or its employees, may have a position in the securities mentioned.

Market capitalisation of equity holdings (%)

	Fund	Index
Over $100B	45.91	65.74
$50B to $100B	19.79	14.02
$25B to $50B	14.42	10.95
$10B to $25B	8.95	7.74
$5B to $10B	1.90	1.40
Under $5B	0.60	0.15

Please note that "All other asset types" refers to the Janus Henderson Horizon Biotechnology Fund

Sector allocation (%)

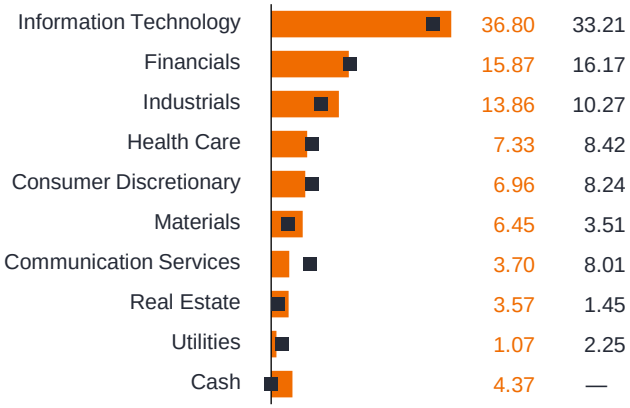

Top countries/regions (%)

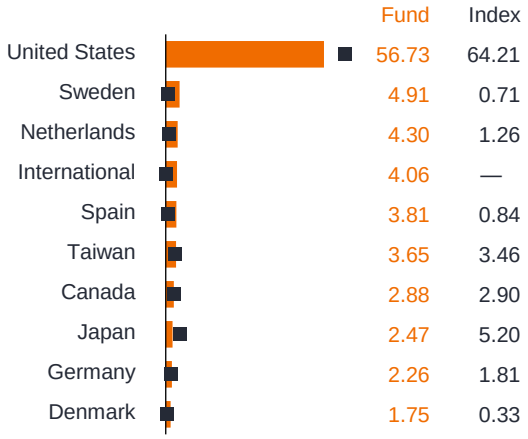

Please note that "International" refers to the Janus Henderson Horizon Biotechnology Fund

Regions (%)

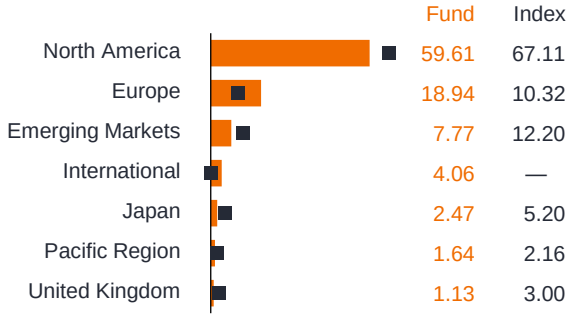

Please note that "International" refers to the Janus Henderson Horizon Biotechnology Fund

Codes

ISIN	LU3154198165
Bloomberg	JHDNA2E LX
SEDOL	BVMJTN7

Fees & charges (%)

Annual management charge (AMC)	1.20
Estimated ongoing charge (OCF)	1.87

Ongoing charges AMC included data is not available for newly launched share classes. All ongoing charges stated are as per latest published report and accounts. Fund charges will impact the value of your investment. In particular, the ongoing charges applicable to each fund will dilute investment performance, particularly over time. For further explanation of charges please visit our Fund Charges page at www.janushenderson.com. Under some circumstances initial charges may apply. Please refer to the Prospectus for more details.

Additional fund information

Tax assumptions and reliefs depend upon an investor's particular circumstances and may be subject to change. Please note: due to rounding the figures in the holdings breakdowns may not add up to 100%. This is a Luxembourg SICAV Fund, regulated by the Commission de Surveillance du Secteur Financier (CSSF). Information relating to other currencies and fee structure can be found in the fund prospectus. Note that any differences among portfolio securities currencies, share class currencies and costs to be paid or represented in currencies other than your home currency will expose you to currency risk. Costs and returns may increase or decrease as a result of currency and exchange rate fluctuations. To obtain our prospectus and any additional information please visit our website on: www.janushenderson.com. Refer to the Annual Report and Accounts for more information on ongoing charges, AMC included. Investment into the fund will acquire units/shares of the fund itself and not the underlying assets owned by the fund. Cash balances and exposures are based on settled and unsettled trades as at the reporting date.

General risks

Past performance does not predict future returns.
The value of an investment and the income from it can fall as well as rise and you may not get back the amount originally invested.
Tax assumptions and reliefs depend upon an investor's particular circumstances and may be subject to change.

Fund specific risks

Shares can lose value rapidly, and typically involve higher risks than bonds or money market instruments. The value of your investment may fall as a result. Shares of small and mid-size companies can be more volatile than shares of larger companies, and at times it may be difficult to value or to sell shares at desired times and prices, increasing the risk of losses. Derivatives may be used with the aim of reducing risk or managing the portfolio more efficiently. However, this introduces other risks, in particular, that a derivative counterparty may not meet its contractual obligations. If the Fund holds assets in currencies other than the base currency of the Fund, or you invest in a share/unit class of a different currency to the Fund (unless hedged, i.e. seeks to mitigate exchange rate movements between the share/unit class currency and the base currency of the Fund), the value of your investment may be impacted by changes in exchange rates. When the Fund, or a share/unit class, seeks to mitigate exchange rate movements of a currency relative to the base currency (hedge), the hedging strategy itself may positively or negatively impact the value of the Fund due to differences in short-term interest rates between the currencies. Securities could become hard to value or to sell at a desired time and price, especially in extreme market conditions when asset prices may be falling, increasing the risk of investment losses. Losses could be incurred if a counterparty became unwilling or unable to meet its obligations, or as a result of failure or delay in operational processes or the failure of a third party provider. This fund is designed to be used only as one component of several in a diversified investment portfolio. Investors should consider carefully the proportion of their portfolio invested into this fund.

Glossary

Active share
This measures how much a portfolio's holdings differ from its benchmark index. For example, a portfolio with an active share of 60% indicates that 60% of its holdings differ from its benchmark, while the remaining 40% mirror the benchmark.

Historic Yield
The Historic Yield reflects distributions declared over the past 12 months as a percentage of the mid-market share price, as at the date shown.

Price-to-book (P/B) ratio
A financial ratio used to value a company's shares. It is calculated by dividing a company's market value (share price) by the book value of its equity (value of the company's assets on its balance sheet). A P/B value <1 can indicate a potentially undervalued company or a declining business. The higher the P/B ratio, the higher the premium the market is willing to pay for the company above the book (balance sheet) value of its assets.

Price-to-earnings (P/E) ratio
A popular ratio used to value a company's shares, compared to other stocks, or a benchmark index. It is calculated by dividing the current share price by its earnings per share.

Weighted average market cap
The average market capitalisation of a holding, weighted by the size of that position in a portfolio or index.

FOR MORE INFORMATION PLEASE VISIT **JANUSHENDERSON.COM**

Janus Henderson INVESTORS

This product integrates ESG but does not pursue a sustainable investment strategy or have a sustainable investment objective or otherwise take ESG factors into account in a binding manner. ESG integration is the practice of incorporating material environmental, social and governance (ESG) information or insights in a non-binding manner alongside traditional measures into the investment decision process to improve long-term financial outcomes of portfolios. ESG related research is one of many factors considered within the investment process and in this material we seek to show why it is financially relevant. The content is for information purposes only and should not be used or construed as investment, legal or tax advice, or as an offer to sell, a solicitation of an offer to buy, or a recommendation to buy, sell or hold any security, investment strategy or market sector. Nothing in this material shall be deemed to be a direct or indirect provision of investment management services specific to any client requirement. Opinions and examples are meant as an illustration of broader themes, are not an indication of trading intent, are subject to change and may not reflect the views of others in the organization. It is not intended to indicate or imply that any illustration/example mentioned is now or was ever held in any portfolio. No forecasts can be guaranteed and there is no guarantee that the information supplied is complete or timely, nor are there any warranties with regard to the results obtained from its use. Janus Henderson is the source of data unless otherwise indicated, and has reasonable belief to rely upon the accuracy and completeness of all information available from public sources. **Past performance does not predict future returns. Investing involves risk, including the possible loss of principal and fluctuation of value.** Not all products or services are available in all jurisdictions. This material or information contained in it may be restricted by law, and may not be reproduced or referred to without express written permission or used in any jurisdiction or circumstance in which its use would be unlawful. Janus Henderson is not responsible for any unlawful distribution of this material to any third parties, in whole or in part. The contents have not been approved or endorsed by any regulatory agency. The value of an investment and the income from it can fall as well as rise and investors may not get back the amount originally invested. There is no assurance stated objective(s) will be met. There is no assurance that the investment process discussed includes an effort to monitor and manage risk which should not be confused with and does not imply low risk or the ability to control certain risk factors. Various account minimums or other eligibility qualifications apply depending on the investment strategy, vehicle of investor jurisdiction. Portfolio holdings are subject to change without notice. We may record telephone calls for our mutual protection, to improve customer service and for regulatory record keeping purposes. Janus Henderson Horizon Fund is an open-ended investment company incorporated in Luxembourg as a société

d'investissement à capital variable ("SICAV") on 30 May 1985. Investors are warned that they should only make their investments based on the most recent Prospectus which contains information about fees, expenses and risks, which is available from all distributors and paying agents, it should be read carefully. An investment in the fund may not be suitable for all investors and is not available to all investors in all jurisdictions; it is not available to US persons. The rate of return may vary and the principal value of an investment will fluctuate due to market and foreign exchange movements. Shares, if redeemed, may be worth more or less than their original cost.
Note to PRC Readers: Janus Henderson is not licensed, authorised or registered with the China Securities Regulatory Commission for investment management or investment consultancy business or otherwise approved by any PRC regulatory authorities to provide investment management or investment consultancy services in the People's Republic of China (the "PRC") (which, for such purposes, does not include the Hong Kong or Macau Special Administrative Regions or Taiwan). The information contained herein has not been, and will not be, submitted to, reviewed by, approved by, verified by, registered or filed with any PRC regulatory bodies and the use of the content shall be limited to the extent permitted by applicable laws, regulations and relevant requirements. Janus Henderson makes no representation and warranties that it is, and will be, in compliance with PRC laws. Nothing in the information contained herein shall be deemed or construed as providing investment management or investment consultancy services by Janus Henderson in the PRC, nor shall it be will viewed as investment advice in relation to PRC capital markets, securities and mutual funds, which may require Janus Henderson to obtain or be subject to any approval, licensing, filing, registration, or other qualification requirements of the relevant Chinese regulatory authorities. The information contained herein is being provided on a confidential basis solely for the information of those persons to whom it is given. No invitation to offer, or offer for, or sale of, the fund will be made in the PRC whether publicly or non-publicly or by any means under the PRC laws (whether publicly or non-publicly). The information relating to the fund contained in the offering documents has not been, and will not be, submitted to, reviewed by, approved by, verified by, registered or filed with any PRC regulatory bodies. The Fund may only be offered or sold to PRC investors that are authorized to buy and sell securities denominated in foreign exchange. PRC investors are responsible for obtaining all required governmental approvals, permits, verification, licenses and registration (if any) from all competent governmental authorities before purchasing the fund. This document and the information contained in it is only available to institutional investors with QDII licence. Not for public distribution or use in the PRC. This document is provided upon request of duly licensed commercial banks in China under the mechanism of Qualified Domestic Institutional Investors ("QDII Bank") for their QDII products.

Janus Henderson® and any other trademarks used herein are trademarks of Janus Henderson Group Ltd. or one of its subsidiaries. © Janus Henderson Group Ltd.