HORIZON EMERGING MARKETS EX-CHINA FUND

X2 EUR ISIN LU0622224094

Investment objective

The Fund aims to provide capital growth over the long term. Performance target: To outperform the MSCI EM ex-China 10/40 Index by at least 2% per annum, before the deduction of charges, over any 5 year period.

For the fund's investment policy, refer to the Additional fund information on page 3.
Past performance does not predict future returns.

Performance (%)

	Cumulative				Annualised		
Returns	**1 Month**	**3 Month**	**YTD**	**1 Year**	**3 Year**	**5 Year**	**10 Year**
X2 EUR (Net)	-8.64	-5.48	22.11	21.54	19.27	5.83	6.43
Index	-6.70	-0.85	32.34	32.98	25.63	10.79	10.02
Sector	-5.52	-1.97	21.94	19.96	19.21	7.19	8.18

Cumulative growth – EUR

31 Oct 2016 — 31 Oct 2026

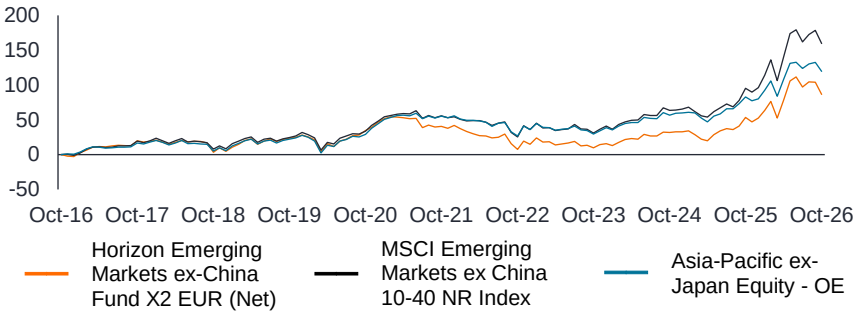

Calendar year	**YTD at Q3 2026**	**2025**	**2024**	**2023**	**2022**	**2021**	**2020**	**2019**	**2018**	**2017**	**2016**
X2 EUR (Net)	33.66	15.13	14.68	0.65	-19.03	-3.14	14.44	22.02	-11.73	22.26	5.78
Index	41.84	18.68	17.36	3.73	-12.07	4.48	12.33	21.35	-9.58	21.35	8.60
Sector	29.06	12.57	15.15	2.20	-12.75	7.95	12.86	20.93	-10.34	17.44	9.01

Performance is on a net of fees basis, with gross income reinvested. Source: at 31/10/26. © 2026 Morningstar, Inc. All rights reserved. The information contained herein: (1) is proprietary to Morningstar and/or its content providers; (2) may not be copied or distributed; and (3) is not warranted to be accurate, complete, or timely. Neither Morningstar nor its content providers are responsible for any damages or losses arising from any use of this information. **Past performance does not predict future returns.** Performance/performance target related data will display only where relevant to the share class inception date and annualised target time period. **The value of an investment and the income from it can fall as well as rise and you may not get back the amount originally invested.** Source for target returns (where applicable) - Janus Henderson Investors.

Fund details

Inception date	01 July 1985
Total net assets	16.73m
Asset class	Equities
Domicile	Luxembourg
Structure	SICAV
Base currency	USD
Index	MSCI EM ex-China 10/40 Index
Morningstar sector	Asia-Pacific ex-Japan Equity

Share class information

Inception date	01 July 2011
Distribution type	Accumulation Net
Historic yield	0.00%
Currency	EUR
Minimum initial investment	2,500

The Historic Yield does not include any preliminary charge and investors may be subject to tax on their distributions.

Portfolio management

Doug Turnbull, CFA	Manager since 2025

Characteristics

Number of holdings: Equity issues	44
Weighted average market cap	342.30bn
Price-to-book ratio	2.64
Price-to-earnings ratio	7.14

Risk statistics (3 years)

	Fund	Index
Beta	1.01	—
Standard deviation	20.58	19.93
Sharpe ratio	0.78	1.11
Tracking error	4.22	—

Top holdings (%)

	Fund
Taiwan Semiconductor Manufacturing	9.62
Samsung Electronics	9.40
SK hynix	8.65
Credicorp	3.80
NU	3.21
Bharti Airtel	3.07
SK Square	3.00
MediaTek	2.75
Hon Hai Precision Industry	2.72
Silergy	2.57
Total	**48.80**

References made to individual securities do not constitute a recommendation to buy, sell or hold any security, investment strategy or market sector, and should not be assumed to be profitable. Janus Henderson Investors, its affiliated advisor, or its employees, may have a position in the securities mentioned.

Market capitalisation of equity holdings (%)

	Fund
Over $100B	42.18
$50B to $100B	7.83
$25B to $50B	15.49
$10B to $25B	17.12
$5B to $10B	8.00
Under $5B	6.24

Top sectors (%)

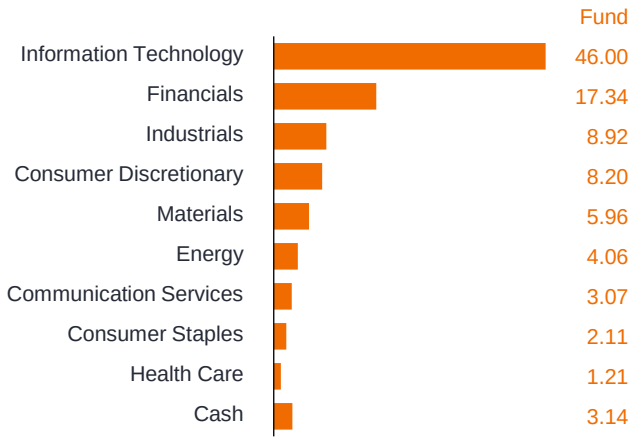

Regions (%)

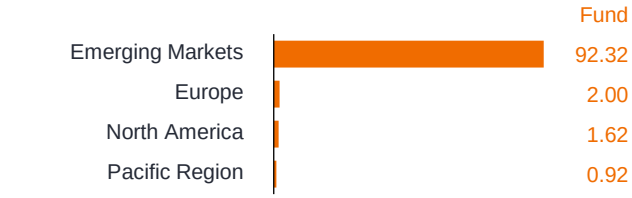

Codes

ISIN	LU0622224094
Bloomberg	HENAEXU
SEDOL	B5WH467
WKN	A1JGZN
Valoren	13075389

Fees & charges (%)

Annual management charge (AMC)	1.20
Performance fee description	10% of any returns that subject to a high water mark the share class achieves above the MSCI EM ex-China Index
Ongoing charge (OCF)	1.32

All ongoing charges stated are as per latest published report and accounts.

Fund charges will impact the value of your investment. In particular, the ongoing charges applicable to each fund will dilute investment performance, particularly over time. For further explanation of charges please visit our Fund Charges page at www.janushenderson.com.

Performance fees may be charged before the Fund's outperformance target is reached.

Performance fees are charged separately as a way of rewarding the investment manager for superior returns or for outperforming specified targets. A Performance Fee is accrued where the NAV outperforms the relevant Hurdle NAV (subject to a High Water Mark). For further explanation of the performance fee calculation methodology please see the relevant prospectus, available at www.janushenderson.com.

Under some circumstances initial charges may apply. Please refer to the Prospectus for more details.

Additional fund information

Tax assumptions and reliefs depend upon an investor's particular circumstances and may be subject to change. The performance data does not take account of the initial charge and Janus Henderson does not currently levy a redemption charge. Effective 29 May 2026, the benchmark of the Janus Henderson Horizon Emerging Markets ex-China Fund was changed from MSCI EM ex-China Index to MSCI EM ex-China 10/40 Index. Prior to this, the benchmark was changed from MSCI AC Asia Pacific ex Japan Index to MSCI EM ex-China Index on 3 December 2024. Prior to this, the benchmark was changed from MSCI AC Asia ex Japan Index to MSCI AC Asia Pacific ex Japan Index on 2 May 2017. The Investment Policy and Strategy also changed. Past performance shown prior to this date was achieved under circumstances that no longer apply. Please note: due to rounding the figures in the holdings breakdowns may not add up to 100%. The performance fee described on page 2 will be applicable if the fund achieves a return in excess of the High Water Mark and the MSCI EM ex-China Index. Investors should refer to the prospectus for full details on performance fee where a performance fee is applicable. This is a Luxembourg SICAV Fund, regulated by the Commission de Surveillance du Secteur Financier (CSSF). Note that any differences among portfolio securities currencies, share class currencies and costs to be paid or represented in currencies other than your home currency will expose you to currency risk. Costs and returns may increase or decrease as a result of currency and exchange rate fluctuations. To obtain our prospectus and any additional information please visit our website on: www.janushenderson.com. Investment into the fund will acquire units/shares of the fund itself and not the underlying assets owned by the fund. Cash balances and exposures are based on settled and unsettled trades as at the reporting date.

Investment policy

The Fund invests at least 80% of its assets in a concentrated portfolio of shares (equities) and equity-related securities of companies having their registered office in emerging markets and or companies that do not have their registered office in emerging markets but either (i) carry out a predominant proportion of their business activity in these markets, or (ii) are holding companies which predominantly own companies with registered offices in emerging markets. In this context, the term "emerging markets" means countries included in the MSCI EM ex-China 10/40 Index or those which are referred to by the World Bank as developing countries or those countries which are, in the Investment Manager's opinion, developing countries. The companies can be of any size, in any industry. The Fund may also invest in other assets including companies outside emerging markets, investment grade government bonds, cash and money market instruments. The Investment Manager may use derivatives (complex financial instruments) to reduce risk or to manage the Fund more efficiently. The Fund is actively managed with reference to the MSCI EM ex-China 10/40 Index, which is broadly representative of the companies in which it may invest, as this forms the basis of the Fund's performance target and the level above which performance fees may be charged (if applicable). The Investment Manager has discretion to choose investments for the Fund with weightings different to the index or not in the index, but at times the Fund may hold investments similar to the index.

Investment strategy

The Investment Manager seeks consistent risk-adjusted returns (an expression of an investment's return through how much risk is involved in producing that return) by looking to identify the most attractive opportunities within countries in emerging markets. The portfolio attempts to capture price inefficiencies (benefit from differences between the price that the fund can buy or sell company shares, compared to the Investment Manager's opinion of their true value), across companies of all sizes, by combining fundamental company research, market and economic analysis, and corporate governance and quantitative input. Where the fund invests in sectors dominated by state-owned entities, companies within the sectors may be excluded if they are assessed by the investment manager as having poor corporate governance

Fund specific risks

Shares can lose value rapidly, and typically involve higher risks than bonds or money market instruments. The value of your investment may fall as a result. Shares of small and mid-size companies can be more volatile than shares of larger companies, and at times it may be difficult to value or to sell shares at desired times and prices, increasing the risk of losses. Emerging markets expose investors to higher volatility and greater risk of loss than developed markets; they are susceptible to adverse political and economic events, and may be less well regulated with less robust custody and settlement procedures. High exposure to a particular country or geographical region carries a higher level of risk than a more broadly diversified portfolio. When a portfolio is concentrated (has a significant portion of its assets invested in a limited number of holdings), an adverse event impacting even a small number of holdings could create significant volatility or losses. Derivatives may be used with the aim of reducing risk or managing the portfolio more efficiently. However, this introduces other risks, in particular, that a derivative counterparty may not meet its contractual obligations. If the Fund holds assets in currencies other than the base currency of the Fund, or you invest in a share/unit class of a different currency to the Fund (unless hedged, i.e. seeks to mitigate exchange rate movements between the share/unit class currency and the base currency of the Fund), the value of your investment may be impacted by changes in exchange rates. When the Fund, or a share/unit class, seeks to mitigate exchange rate movements of a currency relative to the base currency (hedge), the hedging strategy itself may positively or negatively impact the value of the Fund due to differences in short-term interest rates between the currencies. Securities could become hard to value or to sell at a desired time and price, especially in extreme market conditions when asset prices may be falling, increasing the risk of investment losses. Losses could be incurred if a counterparty became unwilling or unable to meet its obligations, or as a result of failure or delay in operational processes or the failure of a third party provider.

Source for fund ratings/awards

Where available, overall Morningstar Rating™ is shown for share classes achieving a rating of 4 or 5 stars.

Glossary

Beta
Beta measures how a fund or security moves in relationship to the overall market. A market has a beta of 1. If the fund/security's beta is more than 1, it moves more than the market, while a beta lower than 1 means it moves to a lesser extent than the market. A negative beta could mean the fund/security moves in the opposite direction to the market.

Historic Yield
The Historic Yield reflects distributions declared over the past 12 months as a percentage of the mid-market share price, as at the date shown.

Price-to-book (P/B) ratio
A financial ratio used to value a company's shares. It is calculated by dividing a company's market value (share price) by the book value of its equity (value of the company's assets on its balance sheet). A P/B value <1 can indicate a potentially undervalued company or a declining business. The higher the P/B ratio, the higher the premium the market is willing to pay for the company above the book (balance sheet) value of its assets.

Price-to-earnings (P/E) ratio
A popular ratio used to value a company's shares, compared to other stocks, or a benchmark index. It is calculated by dividing the current share price by its earnings per share.

Sharpe ratio
This measures a portfolio's risk-adjusted performance. A high Sharpe ratio indicates a better risk-adjusted return. The ratio is designed to measure how far a portfolio's return can be attributed to fund manager skill as opposed to excessive risk taking.

Standard deviation
A statistic that measures the variation or dispersion of a set of values/data. A low standard deviation shows the values tend to be close to the mean while a high standard deviation indicates the values are more spread out. In terms of valuing investments, standard deviation can provide a gauge of the historical volatility of an investment.

Tracking error
This measures how far a portfolio's actual performance differs from its benchmark index. The lower the number, the more closely it resembles the index.

Weighted average market cap
The average market capitalisation of a holding, weighted by the size of that position in a portfolio or index.

FOR MORE INFORMATION PLEASE VISIT **JANUSHENDERSON.COM**

Janus Henderson
INVESTORS

This product integrates ESG but does not pursue a sustainable investment strategy or have a sustainable investment objective or otherwise take ESG factors into account in a binding manner. ESG integration is the practice of incorporating material environmental, social and governance (ESG) information or insights in a non-binding manner alongside traditional measures into the investment decision process to improve long-term financial outcomes of portfolios. ESG related research is one of many factors considered within the investment process and in this material we seek to show why it is financially relevant. Any investment application will be made solely on the basis of the information contained in the Fund's prospectus (including all relevant covering documents), which will contain investment restrictions. This is a marketing communication and is intended as a summary only and potential investors must refer to the prospectus of the UCITS and to the KID before investing. Information is provided on the Fund on the strict understanding that it is only for clients resident outside the USA. A copy of the Fund's prospectus and key information document can be obtained from Janus Henderson Investors UK Limited in its capacity as Investment Manager and Distributor. Nothing in this communication is intended to or should be construed as advice. This communication does not constitute an offer or a recommendation to sell or purchase any investment. It does not form part of any contract for the sale or purchase of any investment. The performance data does not take into account the commissions and costs incurred on the issue and redemption of units. Deductions for charges and expenses are not made uniformly throughout the life of the investment but may be loaded disproportionately at subscription. If you withdraw from an investment up to 90 calendar days after subscribing you may be charged a Trading Fee as set out in the Fund's prospectus. This may impact the amount of money which you will receive and you may not get back the amount invested. The value of an investment and the income from it can fall as well as rise significantly. Some Sub-Funds of the Fund can be subject to increased volatility due to the composition of their respective portfolios. Tax assumptions and reliefs depend upon an investor's particular circumstances and may change if those circumstances or the law change. If you invest through a third party provider you are advised to consult them directly as charges, performance and terms and conditions may differ materially. The Fund is a recognised collective investment scheme for the purpose of promotion into the United Kingdom. Potential investors in the United Kingdom are advised that all, or most, of the protections afforded by the United Kingdom regulatory system will not apply to an investment in the Fund and that compensation will not be available under the United Kingdom Financial Services Compensation Scheme. The Fund is a foreign collective investment scheme registered in the Netherlands with the Authority for the Financial Markets and in Spain with the CNMV with the number 353. A list of distributors is available at www.cnmv.es. For sustainability related aspects please access Janushenderson.com. We may record telephone calls for our mutual protection, to improve customer service and for regulatory record keeping purposes. With effect from 1 January 2023, the Key Investor Information document (KIID) changed to the Key Information Document (KID), except in the UK where investors should continue to refer to the KIID. The Janus Henderson Horizon Fund (the "Fund") is a Luxembourg SICAV incorporated on 30 May 1985, managed by Janus Henderson Investors Europe S.A. Issued by Janus Henderson Investors. Janus Henderson Investors is the name under which investment products and services are provided by Janus Henderson Investors International Limited (reg no. 3594615), Janus Henderson Investors UK Limited (reg. no. 906355), Janus Henderson Fund Management UK Limited (reg. no. 2678531), Tabula Investment Management Limited (reg. no. 11286661), (each registered in England and Wales at 201 Bishopsgate, London EC2M 3AE and regulated by the Financial Conduct Authority) and Janus Henderson Investors Europe S.A. (reg no. B22848 at 78, Avenue de la Liberté, L-1930 Luxembourg, Luxembourg and regulated by the Commission de Surveillance du Secteur Financier). Copies of the Fund's prospectus, Key Information Document, articles of incorporation, annual and semi-annual reports are available in English and other local languages as required from www.janushenderson.com. These documents can also be obtained free of charge from the Registered Office of the Company at 78, Avenue de la Liberté, L-1930 Luxembourg, Luxembourg. They can also be obtained free of charge from the local Facilities Agents and the Swiss representative and paying agent. Janus Henderson Investors Europe S.A. ("JHIESA"), 78, Avenue de la Liberté, L-1930 Luxembourg, Luxembourg, is the Facilities Agent in Austria, Belgium Germany, Ireland, Malta, Portugal, Sweden and Liechtenstein. JHIESA is also the Facilities Agent for France (Sub – TA is CACEIS). FE fundinfo (Luxembourg) S.à.r.l., 6 Boulevard des Lumières, Belvaux, 4369 Luxembourg, is the Facilities Agent in Denmark, Finland, Iceland, Netherlands, Norway, Poland and Greece. State Street Bank International GmbH – Succursale Italia, Société Générale Securities Services S.p.A (SGSS S.p.A), Allfunds Bank S.A.U filiale di Milano, Caceis Bank Italy Branch, and Banca Sella Holding S.p.A. are the Sub Transfer Agents for Italy. Allfunds Bank S.A., Estafeta 6, La Moraleja, Complejo Plaza de la Fuente, Alcobendas 28109, Madrid, Spain is the Facilities Agent in Spain (Janus Henderson Horizon Fund is registered with the CNMV under number 353).
The prospectus, the key information documents, the articles, the annual and semi-annual Reports as well as a list of all purchases and sales for the account may be obtained free of charge from the Swiss Representative. The Swiss Representative is FIRST INDEPENDENT FUND SERVICES LTD., Feldeggstrasse 12, CH-8008 Zurich. The Paying Agent in Switzerland is Banque Cantonale de Genève, 17, quai de l'Ile, CH-1204 Geneva. In respect of the units offered in Switzerland, the place of performance is the registered office of the representative. The place of jurisdiction is at the registered office of the representative or at the registered office or place of residence of the investor.

The Hong Kong Representative is Janus Henderson Investors Hong Kong Limited of Units 701-702, 7/F, LHT Tower, 31 Queen's Road Central, Hong Kong. Janus Henderson Investors (Singapore) Limited (Company Registration No. 199700782N), whose principal place of business is at 138, Market Street #34-03/04, CapitaGreen, Singapore 048946, Singapore (Tel: 65 6813 1000). The summary of Investors Rights is available in English from https://www.janushenderson.com/summary-of-investors-rights-english. Janus Henderson Investors Europe S.A. may decide to terminate the marketing arrangements of this Collective Investment Scheme in accordance with the appropriate regulation. Janus Henderson® and any other trademarks used herein are trademarks of Janus Henderson Group Ltd. or one of its subsidiaries. © Janus Henderson Group Ltd.