# JCEU

## PAN EUROPEAN HIGH CONVICTION EQUITY UCITS ETF

EUR Acc ISIN IE0002A3VE77

## Investment objective

The Fund aims to provide capital growth over the long term by investing in a concentrated, actively managed portfolio of equity securities issued by European companies.

For the fund's investment policy, refer to the Additional fund information on page 3.
**Past performance does not predict future returns.**

## Performance (%)

| | Cumulative | | | | Annualised | | | |
|---|---|---|---|---|---|---|---|---|
| **Returns** | **1 Month** | **3 Month** | **YTD** | **1 Year** | **3 Year** | **5 Year** | **10 Year** | **Since inception (13/11/24)** |
| EUR Acc (Net) | 1.08 | -0.31 | 5.63 | 7.96 | — | — | — | 16.87 |
| Index | 2.15 | 0.15 | 11.99 | 16.03 | — | — | — | 16.74 |
| Sector | 1.31 | -0.31 | 9.80 | 12.84 | — | — | — | 13.31 |

### Cumulative growth – EUR

13 Nov 2024 — 31 Oct 2026

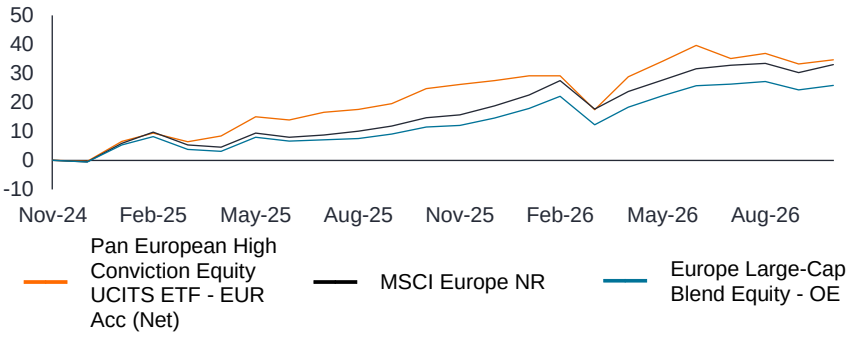


| **Calendar year** | **YTD at Q3 2026** | **2025** | **2024 from 13 Nov** |
|---|---|---|---|
| EUR Acc (Net) | 4.50 | 27.96 | 0.47 |
| Index | 9.64 | 19.39 | 1.34 |
| Sector | 8.38 | 15.27 | 0.97 |

Performance is on a net of fees basis, with gross income reinvested. Source: at 31/10/26. © 2026 Morningstar, Inc. All rights reserved. The information contained herein: (1) is proprietary to Morningstar and/or its content providers; (2) may not be copied or distributed; and (3) is not warranted to be accurate, complete, or timely. Neither Morningstar nor its content providers are responsible for any damages or losses arising from any use of this information. **Past performance does not predict future returns.** Performance/performance target related data will display only where relevant to the share class inception date and annualised target time period. **The value of an investment and the income from it can fall as well as rise and you may not get back the amount originally invested.** Source for target returns (where applicable) - Janus Henderson Investors.

## Assets and NAV

| | |
|---|---|
| **NAV price (EUR)** | 13.60 |
| **Total assets (EUR)** | 66.64m |

## Fund details

| | |
|---|---|
| **Inception date** | 13 November 2024 |
| **Asset class** | Equities |
| **Domicile** | Ireland |
| **Structure** | ICAV |
| **Base currency** | EUR |
| **Replication** | Physical |
| **Investment manager** | Janus Henderson Investors UK Limited |
| **Administration** | HSBC Securities Services (Ireland) DAC |
| **Custody** | HSBC Continental Europe, Dublin Branch |
| **Index** | MSCI Europe Index℠ |
| **SFDR category** | Article 8 |

In accordance with the Sustainable Finance Disclosure Regulation, the Fund is classified as Article 8 and promotes, among other characteristics, environmental and/or social characteristics, and invests in companies with good governance practices.

## Share class information

| | |
|---|---|
| **Inception date** | 13 November 2024 |
| **Distribution type** | Accumulation |
| **Currency** | EUR |

## Portfolio management

| | |
|---|---|
| **Robert Schramm-Fuchs** | Manager since 2024 |
| **Marc Schartz, CFA** | Manager since 2024 |

Lower Risk 1 2 3 **4** 5 6 7 Higher Risk

Rating as at previous month end. For more information, refer to page 3.

## Key characteristics

| | |
|---|---|
| Number of holdings | 24 |
| Active share | 86.22 |
| Weighted average market cap | 89,906 |
| Price-to-book ratio | 2.65 |
| Price-to-earnings ratio | 14.17 |

## Top holdings (%)

| | Fund |
|---|---|
| Shell | 5.95 |
| Talanx | 5.55 |
| Roche | 5.40 |
| L'Oreal | 5.22 |
| ASML | 5.02 |
| Investor | 4.77 |
| Banco Bilbao Vizcaya Argentaria | 4.45 |
| Erste Group Bank | 4.20 |
| Bunzl | 4.03 |
| ABN AMRO Bank | 3.96 |
| **Total** | **48.55** |

References made to individual securities do not constitute a recommendation to buy, sell or hold any security, investment strategy or market sector, and should not be assumed to be profitable. Janus Henderson Investors, its affiliated advisor, or its employees, may have a position in the securities mentioned.

## Countries (%)

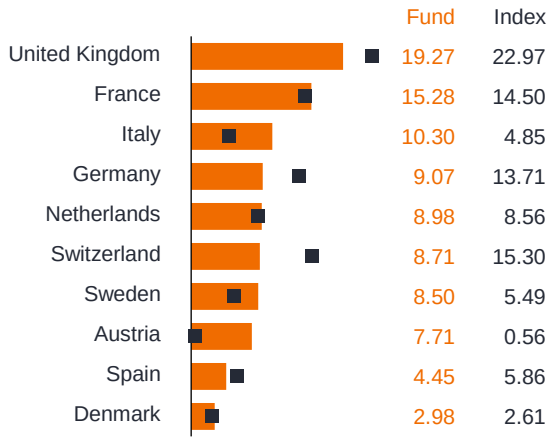


## Top sectors (%)

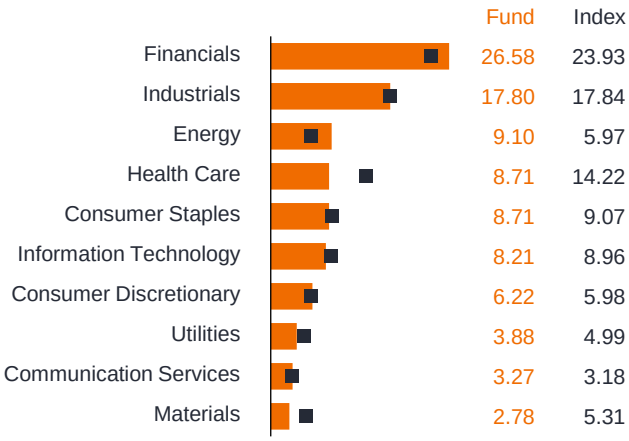


Please note: due to rounding the figures in the holdings breakdowns may not add up to 100%.

## Codes

| | |
|---|---|
| **ISIN** | IE0002A3VE77 |
| **Bloomberg** | JCEU |
| **Cusip** | G865AG763 |
| **SEDOL** | BT9K638 |

## Fees & charges (%)

| | |
|---|---|
| **Ongoing charge (OCF)** | 0.49 |

All ongoing charges stated are as per latest published report and accounts.

Fund charges will impact the value of your investment. In particular, the ongoing charges applicable to each fund will dilute investment performance, particularly over time. For further explanation of charges please visit our Fund Charges page at www.janushenderson.com.

Please refer to the Prospectus for more details.

## Listing information

| | | | |
|---|---|---|---|
| **Exchange name** | Xetra | BX Swiss | Borsa Italiana |
| **Trading hours** | 09:00-17:30 (Frankfurt) | 09:00-17:30 (Zurich) | 09:00-17:30 (Milan) |
| **Listing currency** | EUR | EUR | EUR |
| **Exchange ticker** | JCEU GY | JCEU SW | JCEU IM |
| **Bloomberg ticker** | JCEU GY EQUITY | JCEU SW EQUITY | JCEU IM EQUITY |
| **RIC** | JCEU.DE | JCEU.S | JCEU.IM |
| **SEDOL** | BT9K638 | BPLNGV5 | BT9K649 |
| **WKN** | A40JUG | A40JUG | A40JUG |

# Additional fund information

Tax assumptions and reliefs depend upon an investor's particular circumstances and may be subject to change. Janus Henderson does not currently levy a redemption charge. Please note: due to rounding the figures in the holdings breakdowns may not add up to 100%. This is an Irish collective asset-management vehicle regulated by the Central Bank of Ireland. Note that any differences among portfolio securities currencies, share class currencies and costs to be paid or represented in currencies other than your home currency will expose you to currency risk. Costs and returns may increase or decrease as a result of currency and exchange rate fluctuations. To obtain our prospectus and any additional information please visit our website on: www.janushenderson.com. Investment into the fund will acquire units/shares of the fund itself and not the underlying assets owned by the fund. Cash balances and exposures are based on settled and unsettled trades as at the reporting date.

## Investment policy

Under normal circumstances, the Fund will invest at least 90% of its assets in equity securities or depositary receipts issued by European companies. The Fund may invest in companies of any size in any industry. The Fund will typically have 20 - 30 holdings and is not expected to have fewer than 20 holdings. The Fund may also hold cash. Derivatives may be used for the purposes of hedging/risk reduction. The Fund will use forward FX contracts to hedge currency risk where it offers Hedged Share Classes.

## Investment strategy

The Fund is actively managed. The Index Benchmark, MSCI Europe, which broadly represents the companies in which the Fund may invest, is used for performance comparison purposes only. The Investment Manager has discretion to choose investments for the Fund from the Index Benchmark with weightings different to the Index Benchmark or not in the Index Benchmark. The Investment Manager will seek to promote environmental, social and/or governance (ESG) principles in managing the Fund, which may include the exclusion of issuers that the Investment Manager considers could contribute to significant ESG harm, as further described in the supplement. Please refer to the annex to the Fund's Supplement for the precontractual disclosures.

## Fund specific risks

Shares can lose value rapidly, and typically involve higher risks than bonds or money market instruments. The value of your investment may fall as a result. Active management techniques that have worked well in normal market conditions could prove ineffective or negative for performance at other times. High exposure to a particular country or geographical region carries a higher level of risk than a more broadly diversified portfolio. When a portfolio is concentrated (has a significant portion of its assets invested in a limited number of holdings), an adverse event impacting even a small number of holdings could create significant volatility or losses. Derivatives may be used with the aim of reducing risk or managing the portfolio more efficiently. However, this introduces other risks, in particular, that a derivative counterparty may not meet its contractual obligations. Securities could become hard to value or to sell at a desired time and price, especially in extreme market conditions when asset prices may be falling, increasing the risk of investment losses. Losses could be incurred if a counterparty became unwilling or unable to meet its obligations, or as a result of failure or delay in operational processes or the failure of a third party provider.

## Source for fund ratings/awards

The summary risk indicator is a guide to the level of risk of this product compared to other products. It shows how likely it is that the product will lose money because of movements in the markets or because we are not able to pay you. We have classified this product as 4 out of 7, which is a medium risk class. The risk indicator assumes you keep the product for 5 years. This rates the potential losses from future performance at a medium level, and poor market conditions could impact our capacity to pay you.

# Glossary

**Active share**
This measures how much a portfolio's holdings differ from its benchmark index. For example, a portfolio with an active share of 60% indicates that 60% of its holdings differ from its benchmark, while the remaining 40% mirror the benchmark.

**Price-to-book (P/B) ratio**
A financial ratio used to value a company's shares. It is calculated by dividing a company's market value (share price) by the book value of its equity (value of the company's assets on its balance sheet). A P/B value <1 can indicate a potentially undervalued company or a declining business. The higher the P/B ratio, the higher the premium the market is willing to pay for the company above the book (balance sheet) value of its assets.

**Price-to-earnings (P/E) ratio**
A popular ratio used to value a company's shares, compared to other stocks, or a benchmark index. It is calculated by dividing the current share price by its earnings per share.

**Weighted average market cap**
The average market capitalisation of a holding, weighted by the size of that position in a portfolio or index.

FOR MORE INFORMATION PLEASE VISIT **JANUSHENDERSON.COM**

Janus Henderson
INVESTORS

Not for onward distribution. This is a marketing communication. It is not investment advice and is not an offer to sell or solicitation of an offer to buy any investment. This document is for Professional Clients (as defined by the FCA or MiFID Rules) and Qualified Investors only and should not be relied upon by any other persons. It is not for persons who are resident in the United States, Canada or any province or territory thereof. You should satisfy yourself as to the full observance of the laws of any country that might be relevant to the subscription, purchase, holding, exchange, redemption or disposal of any investment. Janus Henderson Investors has not considered the suitability of any investment against your individual needs and risk tolerance.

Janus Henderson ICAV is an umbrella Irish collective asset-management vehicle incorporated in Ireland, authorised and regulated by the Central Bank of Ireland. The ETFs referenced in this document (each a "Fund") are open-ended investment sub-funds of Janus Henderson ICAV, which has variable capital, having segregated liability between its funds, and is organised under the laws of Ireland. No provider of information presented here, including index and ratings information, is liable for damages or losses arising from use of their information or for any losses relating to the accuracy, or completeness of such information. No warranty of accuracy is given and no liability in respect of any error or omission is accepted. The information in this document, especially as regards portfolio construction and parameter, may be changed without further notice and should not be relied on for investment decisions.

Past performance does not predict future returns and should not be the sole factor of consideration when selecting a product. The price of the investments may go up or down and the investor you may not get back the amount invested. Your income is not fixed and may fluctuate. The value of investments involving exposure to foreign currencies can be affected by exchange rate movements. We remind you that the levels and bases of, and reliefs from, taxation may change. In respect of the products mentioned this document is intended for information purposes only and does not constitute investment advice or an offer to sell or a solicitation of an offer to buy the securities described within. The summary of Investors Rights is available in

English from Waystone Management Company (IE) Limited - Summary of Investor Rights. Janus Henderson Investors Europe S.A. may decide to terminate the marketing arrangements of this Collective Investment Scheme in accordance with the appropriate regulation.

The Extract Prospectus, the key information documents, the Company's Articles as well as the annual and semi-annual reports (as applicable) may be obtained free of charge from the Swiss Representative. The Swiss Representative is Waystone Fund Services (Switzerland SA), av. Villamont 17, 1005 Lausanne, Switzerland, tel : +41 21 311 17 77, e-mail : switzerland@waystone.com.The Paying Agent in Switzerland is Banque Cantonale de Genève, 17, quai de l'Ile, CH-1204 Geneva. In respect of the units offered in Switzerland, the place of performance is the registered office of the representative. The place of jurisdiction is at the registered office of the representative or at the registered office or place of residence of the investor. The issue and redemption prices are published at each issue and redemption on www.swissfunddata.ch. The Fund is a foreign collective investment scheme registered in Spain with the CNMV with the number 1859.

Issued by Janus Henderson Investors. Janus Henderson Investors is the name under which investment products and services are provided by Janus Henderson Investors International Limited (reg no. 3594615), Janus Henderson Investors UK Limited (reg. no. 906355), Janus Henderson Fund Management UK Limited (reg. no. 2678531), Tabula Investment Management Limited (reg. no. 11286661), (each registered in England and Wales at 201 Bishopsgate, London EC2M 3AE and regulated by the Financial Conduct Authority) and Janus Henderson Investors Europe S.A. (reg no. B22848 at 78, Avenue de la Liberté, L-1930 Luxembourg, Luxembourg and regulated by the Commission de Surveillance du Secteur Financier).

Janus Henderson® and any other trademarks used herein are trademarks of Janus Henderson Group Ltd. or one of its subsidiaries. © Janus Henderson Group Ltd.