TABC

EUR IG BOND PARIS-ALIGNED CLIMATE ACTIVE CORE UCITS ETF

EUR Acc ISIN IE00BN4GXL63

Investment objective

The Fund aims to outperform Solactive ISS Paris Aligned Select Euro Corporate Bond Index (the Index benchmark) over the long term by investing in an actively managed portfolio of EUR investment grade (IG) fixed rate corporate bonds while also having the sustainable objective of reducing its carbon emissions, thereby aligning investments to the Paris Climate Agreement and assisting the movement towards a low carbon economy.

For the fund's investment policy, refer to the Additional fund information on page 3.
Past performance does not predict future returns.

Performance (%)

	Cumulative				Annualised			
Returns	**1 Month**	**3 Month**	**YTD**	**1 Year**	**3 Year**	**5 Year**	**10 Year**	**Since inception (10/01/21)**
EUR Acc (Net)	0.72	-0.85	-0.73	-1.19	3.66	-0.10	—	-0.35
Index	0.71	-0.89	-0.52	-0.96	3.99	0.24	—	0.00

Cumulative growth – EUR

10 Jan 2021 — 31 Oct 2026

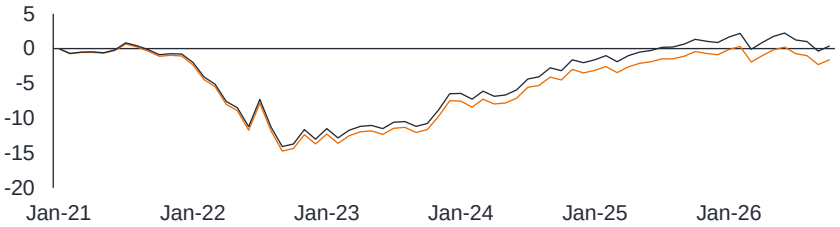

EUR IG Bond Paris-aligned Climate Active Core UCITS ETF Acc (Net)

Solactive ISS Paris Aligned Select Euro Corporate IG Index

Calendar year	**YTD at Q3 2026**	**2025**	**2024**	**2023**	**2022**	**2021 from 10 Jan**
EUR Acc (Net)	-1.45	2.71	4.33	7.23	-12.78	-1.49
Index	-1.23	2.95	4.78	7.49	-12.33	-1.09

Performance is on a net of fees basis, with gross income reinvested. Source: at 31/10/26. © 2026 Morningstar, Inc. All rights reserved. The information contained herein: (1) is proprietary to Morningstar and/or its content providers; (2) may not be copied or distributed; and (3) is not warranted to be accurate, complete, or timely. Neither Morningstar nor its content providers are responsible for any damages or losses arising from any use of this information. **Past performance does not predict future returns.** Performance/performance target related data will display only where relevant to the share class inception date and annualised target time period. **The value of an investment and the income from it can fall as well as rise and you may not get back the amount originally invested.** Source for target returns (where applicable) - Janus Henderson Investors.

Assets and NAV

NAV price (EUR)	9.80
Total assets (EUR)	27.54m

Fund details

Inception date	08 January 2021
Asset class	Fixed Income
Domicile	Ireland
Structure	ICAV
Base currency	EUR
Replication	Physical
Investment manager	Tabula Investment Management Ltd
Administration	HSBC Securities Services (Ireland) DAC
Custody	HSBC Continental Europe, Dublin Branch
Index	Solactive ISS Paris Aligned Select Euro Corporate IG Index
SFDR category	Article 9

In accordance with the Sustainable Finance Disclosure Regulation, the Fund is classified as Article 9 and has sustainable investment as its objective.

Share class information

Inception date	08 January 2021
Distribution type	Accumulation
Currency	EUR

Portfolio management

Tim Winstone, CFA	Manager since 2026
Francesco Romano, CFA	Manager since 2025

Key characteristics

Number of holdings: Debt issues	136
Number of issuers	103
Average rating	A
Yield to maturity (EUR)	4.12
Weighted average maturity	6.86
Option adjusted duration	4.27

Credit exposure - country (%)

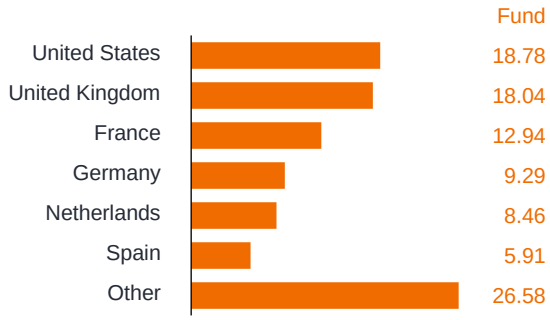

Credit exposure - sector (%)

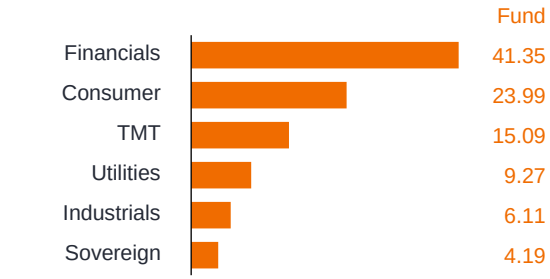

Please note: due to rounding the figures in the holdings breakdowns may not add up to 100%.

Credit exposure - rating (%)



Bond credit quality ratings provided by Janus Henderson Investors are based on the credit quality ratings provided by the Index provider. Ratings are measured on a scale that ranges from AAA (highest) to CCC (lowest). Swaps, Options, Cash and Bond Futures are separately grouped.

Codes

ISIN	IE00BN4GXL63
Bloomberg	TABC
SEDOL	BMTVYS3

Fees & charges (%)

Ongoing charge (OCF)	0.19

All ongoing charges stated are as per latest published report and accounts.

Fund charges will impact the value of your investment. In particular, the ongoing charges applicable to each fund will dilute investment performance, particularly over time. For further explanation of charges please visit our Fund Charges page at www.janushenderson.com.

Please refer to the Prospectus for more details.

Listing information

Exchange name	BX Swiss	Xetra	Borsa Italiana
Trading hours	09:00-17:30 (Zurich)	09:00-17:30 (Frankfurt)	09:00-17:30 (Milan)
Listing currency	EUR	EUR	EUR
Exchange ticker	TABC SW	TABC GY	COOL IM
Bloomberg ticker	TABC SW EQUITY	TABC GY EQUITY	COOL IM EQUITY
RIC	TABC.S	TABC.DE	COOL.MI
SEDOL	BMHC2J5	BMTVYS3	BN7LKN9
WKN	A2QJ93	A2QJ93	A2QJ93

Additional fund information

Projected yields are based on numerous assumptions, details of which are available upon request. There is no guarantee the yield stated will be achieved. Tax assumptions and reliefs depend upon an investor's particular circumstances and may be subject to change. Janus Henderson does not currently levy a redemption charge. On 28 November 2025, the ETF transitioned from a passive index-based approach to a low tracking error, systematic active approach, the fund also changed its investment strategy and name. Prior to this change past performance was therefore achieved under circumstances that no longer apply. The Fund was previously named the Janus Henderson EUR IG Bond Paris-aligned Climate Core UCITS ETF. As of 31st May 2026, Rhys Petheram, CFA, no longer manages this fund. Tim Winstone now co-manages this fund. Please note: due to rounding the figures in the holdings breakdowns may not add up to 100%. This is an Irish collective asset-management vehicle regulated by the Central Bank of Ireland. Note that any differences among portfolio securities currencies, share class currencies and costs to be paid or represented in currencies other than your home currency will expose you to currency risk. Costs and returns may increase or decrease as a result of currency and exchange rate fluctuations. To obtain our prospectus and any additional information please visit our website on: www.janushenderson.com. Investment into the fund will acquire units/shares of the fund itself and not the underlying assets owned by the fund. Cash balances and exposures are based on settled and unsettled trades as at the reporting date.

Investment policy

The Fund will seek to achieve its investment objective primarily through investment in a portfolio of EUR IG fixed rate corporate bonds. To achieve its sustainable investment objective, the Fund aims to limit its corporate bond investments to issuers that are constituents of the Index and reduce its weighted average carbon emissions so that they are lower than or equal to those of the Index. While it is intended that the Fund's investments will comprise IG issues, issues may be downgraded and in such event the Fund may hold non-IG issues until such time as it is possible and practicable (in the Investment Manager's view) to liquidate the position. As further described in the 'Investment Techniques and Instruments' section in the Prospectus, the Fund may also invest in other securities, including European government bonds, and/or financial derivative instruments (FDIs), for efficient portfolio management (EPM) purposes. The FDIs in which the Fund may invest for EPM purposes are swaps and futures, including European government bond futures, as described in the Prospectus.

Investment strategy

The Fund is actively managed with reference to the Index, targeting ex-ante annualised tracking error relative to the Index of up to 1.0%. Bonds are selected from an investment universe of EUR corporate bonds issued by issuers that are represented in the Index. The Investment Manager aims to select bonds that are undervalued or fairly valued relative to their creditworthiness, while avoiding bonds that are overvalued. Bonds are assessed based on fundamental issuer-level credit analysis and valuation scores, calculated using industry standard data and tools. The Investment Manager may also adjust the risk profile of the Fund relative to the Index in response to market conditions, using quantitative inputs such as sector credit spreads, historical return patterns and cross-asset class prices.

Fund specific risks

An issuer of a bond (or money market instrument) may become unable or unwilling to pay interest or repay capital. If this happens or the market perceives this may happen, the value of the bond will fall. Active management techniques that have worked well in normal market conditions could prove ineffective or negative for performance at other times. When interest rates rise (or fall), the prices of different securities will be affected differently. In particular, bond values generally fall when interest rates rise (or are expected to rise). This risk is typically greater the longer the maturity of a bond investment. Derivatives may be used with the aim of reducing risk or managing the portfolio more efficiently. However, this introduces other risks, in particular, that a derivative counterparty may not meet its contractual obligations. Securities could become hard to value or to sell at a desired time and price, especially in extreme market conditions when asset prices may be falling, increasing the risk of investment losses. Losses could be incurred if a counterparty became unwilling or unable to meet its obligations, or as a result of failure or delay in operational processes or the failure of a third party provider. The environmental, social and governance screening criteria are embedded with the index selection process, which seeks to exclude bonds issued by companies involved in certain activities. The investment manager is not Responsible for monitoring the screening process or confirming that all bonds which pass the screening process are issued by companies with adequate environmental, social or governance standards.

Source for fund ratings/awards

Where available, overall Morningstar Rating™ is shown for share classes achieving a rating of 4 or 5 stars.

Glossary

Duration
Duration can measure how long it takes (in years) for an investor to be repaid a bond's price by the bond's total cash flows. Duration can also measure the sensitivity of a bond's or fixed-income portfolio's price to changes in interest rates. The longer a bond's duration, the higher its sensitivity to changes in interest rates, and vice versa. 'Going short duration' refers to reducing the average duration of a portfolio, while 'going long duration' refers to extending a portfolio's average duration.

WAM (Weighted Average Maturity)
The average time remaining until the maturity of assets in a portfolio.

Yield to maturity
Total annualised return anticipated on a bond if held until it matures, assuming all payments are made on time and reinvested at the same rate.

FOR MORE INFORMATION PLEASE VISIT **JANUSHENDERSON.COM**

Janus Henderson
INVESTORS

Not for onward distribution. This is a marketing communication. It is not investment advice and is not an offer to sell or solicitation of an offer to buy any investment. This document is for Professional Clients (as defined by the FCA or MiFID Rules) and Qualified Investors only and should not be relied upon by any other persons. It is not for persons who are resident in the United States, Canada or any province or territory thereof. You should satisfy yourself as to the full observance of the laws of any country that might be relevant to the subscription, purchase, holding, exchange, redemption or disposal of any investment. Janus Henderson Investors has not considered the suitability of any investment against your individual needs and risk tolerance.

Janus Henderson ICAV is an umbrella Irish collective asset-management vehicle incorporated in Ireland, authorised and regulated by the Central Bank of Ireland. The ETFs referenced in this document (each a "Fund") are open-ended investment sub-funds of Janus Henderson ICAV, which has variable capital, having segregated liability between its funds, and is organised under the laws of Ireland. No provider of information presented here, including index and ratings information, is liable for damages or losses arising from use of their information or for any losses relating to the accuracy, or completeness of such information. No warranty of accuracy is given and no liability in respect of any error or omission is accepted. The information in this document, especially as regards portfolio construction and parameter, may be changed without further notice and should not be relied on for investment decisions.

Past performance does not predict future returns and should not be the sole factor of consideration when selecting a product. The price of the investments may go up or down and the investor you may not get back the amount invested. Your income is not fixed and may fluctuate. The value of investments involving exposure to foreign currencies can be affected by exchange rate movements. We remind you that the levels and bases of, and reliefs from, taxation may change. In respect of the products mentioned this document is intended for information purposes only and does not constitute investment advice or an offer to sell or a solicitation of an offer to buy the securities described within. The summary of Investors Rights is available in English from Waystone Management Company (IE) Limited - Summary of Investor Rights. Janus Henderson Investors Europe S.A. may decide to terminate the marketing arrangements of this Collective Investment Scheme in accordance with the appropriate regulation.

The Extract Prospectus, the key information documents, the Company's Articles as well as the annual and semi-annual reports (as applicable) may be obtained free of charge from the Swiss Representative. The Swiss Representative is Waystone Fund Services (Switzerland SA), av. Villamont 17, 1005 Lausanne, Switzerland, tel : +41 21 311 17 77, e-mail : switzerland@waystone.com.The Paying Agent in Switzerland is Banque Cantonale de Genève, 17, quai de l'Ile, CH-1204 Geneva. In respect of the units offered in Switzerland, the place of performance is the registered office of the representative. The place of jurisdiction is at the registered office of the representative or at the registered office or place of residence of the investor. The issue and redemption prices are published at each issue and redemption on www.swissfunddata.ch. The Fund is a foreign collective investment scheme registered in Spain with the CNMV with the number 1859.

Issued by Janus Henderson Investors. Janus Henderson Investors is the name under which investment products and services are provided by Janus Henderson Investors International Limited (reg no. 3594615), Janus Henderson Investors UK Limited (reg. no. 906355), Janus Henderson Fund Management UK Limited (reg. no. 2678531), Tabula Investment Management Limited (reg. no. 11286661), (each registered in England and Wales at 201 Bishopsgate, London EC2M 3AE and regulated by the Financial Conduct Authority) and Janus Henderson Investors Europe S.A. (reg no. B22848 at 78, Avenue de la Liberté, L-1930 Luxembourg, Luxembourg and regulated by the Commission de Surveillance du Secteur Financier).

Janus Henderson® and any other trademarks used herein are trademarks of Janus Henderson Group Ltd. or one of its subsidiaries. © Janus Henderson Group Ltd.